


Family Together Time



God Made My Eyes

Genesis 1:27; Psalm 139:13-16

Read
Together

God made you and me. God made our eyes. Point to the girl's eyes. Point to your eyes. God made our eyes to see. Thank You, God, for making our eyes.



Bible Words

"God made me"

(based on Genesis 1:27).

Say these words and help your child point to himself. Clap hands when done and say, "Yay, God made me!"

Look What God Made

God gave me eyes (*point to eyes*)
So I can see. (*look around*)
Thank You, God, (*clasp hands*)
For making me! (*point to self*)

Rhyme
Together

Go on a Color Walk

Start walking through your home. Tell your child to look for things that are blue and touch or point to those things. Do with several colors. If nice weather, go outside for your color walk. Remember to thank God for eyes to see pretty colors.

Things
to Do
Together

Sunglasses Fun!

Let your child have fun looking at his world through different sunglasses. Let him try on his and other family member's sunglasses. Ask him if things look different. Help him look at something without sunglasses and then with the sunglasses. Remember to thank God for eyes to see.

Family Together Time



God Made My Ears

Genesis 1:27; Psalm 139:13-16

Read
Together

God made our ears.
Point to the boy's
ears. Can you touch
your ears? We can
hear with our ears.
Thank You, God, for
making our ears.



Bible Words

"God made me"

(based on Genesis 1:27).

Say these words and
encourage your child to say
them also. Put your hands
around your child's hands
and clap hands together
while saying
these words.

Ears to Hear

God gave me ears (*touch ears*)
So I can hear. (*cup hand behind ear*)
When I am far (*walk away from child*)
And when I am near. (*walk back to
child*)

Rhyme
Together

Hide and Find


Hide in a room near to where your child is. Call your child's name
until she finds you. Tell her that you're glad God made her ears
so she can hear you calling her name.

Things
to Do
Together

Move to Music

Play some music that you and your child enjoy and have fun
moving. Hold hands, or pick your child up to snuggle and
move. Or you can each create your own movements. As you
move, tell your child that we can hear music because God made
our ears to hear.

Family Together Time



God Made My Nose

Genesis 1:27; Psalm 139:13-16

Read
Together

God made our noses. Can you point to the girl's nose? Where is your nose? We can smell good things with our noses. Thank You, God, for making noses.



Bible Words

"God made me"

(based on Genesis 1:27).

Point to yourself and say, "God made me." Point to your child and say, "God made you." Repeat several times and encourage your child to join in.

(Sing to the tune

"The Farmer in the Dell")

God made your nose.

(touch your child's nose)

And God made my nose.

(touch your nose)

Thank You, God, for making noses.

(wiggle your child's nose)

Yes, God made your nose.

Sing
Together

Scented Dough

Make some scented dough with your child. As you pat, poke, and roll this dough with your child, talk about how God made noses to smell good things.


Recipe: 1 c. each of flour, water, salt; 1 tbs. cream of tartar; food coloring; flavored extract. Mix all ingredients and cook on low until a ball forms, and then knead until smooth.

Things
to Do
Together

Familiar Scents

Take a walk through your home with your child. Invite your child to smell familiar things, such as oranges in the kitchen, dryer sheets in the laundry room, and blankets in the bedroom. Thank God for making noses.

Family Together Time



God Made My Mouth

Genesis 1:27; Psalm 139:13-16

Read
Together

God made our mouths. Can you touch your mouth? Point to the girl's mouth. She is blowing bubbles with her mouth. Thank You, God, for making our mouths.



Bible Words

"God made me"

(based on Genesis 1:27).

(Sing to the tune "The Farmer in the Dell")

God made me.
Yes, God made me.
God made me,
and God made you.
Yes, God made me.

My Mouth

My mouth can do so many things.

(point to mouth)

It can pray and it can sing.

(fold hands)

It can blow and it can eat.

(pretend to eat)

The mouth God gave me is so neat!

(point to mouth)

Rhyme
Together

Cooking Fun


Let your child help with simple cooking activities such as stirring or pouring dry ingredients. Or give your child some safe kitchen tools like a bowl and a spoon, and let her pretend to cook with you. Talk about how God made mouths so we can eat good food.

Things
to Do
Together

Painting Toast

Color a small amount of milk with food coloring. Help your child "paint" a piece of bread with the milk using a small clean brush. Then pop the bread into the toaster. When it's finished, let your child enjoy the special snack. Talk about how glad you are that God made mouths so we can eat good food.

Family Together Time



God Made My Arms

Genesis 1:27; Psalm 139:13-16

Read
Together

God made our arms. Can you touch your arms? Where are the boy's arms? The boy is reaching high with his arms. Can you reach high with your arms? Thank You, God, for making arms.



Bible Words

"God made me"

(based on Genesis 1:27). Say these words and ask your child to point to herself. Clap hands when done and say, "Yay, God made me!"

My Arms

I open my arms, *(open arms)*
To give you a hug. *(point to child)*
God gave me arms, *(open arms)*
To hold you so snug! *(hug child)*

Rhyme
Together

Clean Arms

During bath time, squeeze a little shaving cream, gel, or bath foam onto your child's arms. Let him play with the foam while you talk about how God made his arms. Ask him to reach his arms up high.

Things
to Do
Together

Push Toys

Get out one or more of your child's push toys. While she uses her arms to push the toy, talk about how God has given her strong arms to push the toy. Say a thank-You prayer to God for making our arms.

Family Together Time



God Made My Hands

Genesis 1:27; Psalm 139:13-16

Read
Together

God made our hands. Where are your hands? Point to the girl's hands. The girl is petting kittens with her hands. Thank You, GOD, for making our hands.



Bible Words

"God made me"

(based on Genesis 1:27).

Say these words. Point upwards while saying "God" and point to yourself while saying "me." Repeat and invite your child to imitate your motions.

My Hands

(Sing to the tune "This Is the Way" while washing your child's hands.) This is the way we wash our hands, Wash our hands, wash our hands. This is the way we wash our hands. I'm glad God made our hands.

Sing
Together

Pudding Paint


Place a few spoonfuls of pudding on a clean table or tray. Let your child smear the pudding like finger paint. As he plays, talk about how God made his hands. Make sure your child wears old clothes for this messy activity.

Things
to Do
Together

Tickle Time

Give your child a little tickle time. As you tickle her say, "I'm using my hands to tickle you. God made my hands." Encourage your child to use her hands to tickle you too!

Family Together Time



God Made My Legs

Genesis 1:27; Psalm 139:13-16

Read
Together

God made our legs.
Touch your legs.
Where are the boy's
legs? The boy is using
his legs to ride his
bike. Thank You, God,
for making our legs.



Bible Words

"God made me"

(based on Genesis 1:27).

Say these words and encourage your child to say them also. Put your hands around your child's hands and clap hands together while saying these words.

God Made Legs

We walk, walk, walk. *(walk in place)*
And we run, run, run. *(run in place)*
God made our legs, *(point to legs)*
And they're so much fun!
(raise arms and jump)

Rhyme
Together

Things
to Do
Together


Fun with Legs

As your child lies on his back, take his legs for a "bicycle" ride. You can also set up a path for your child to take a special walk with his legs. Lay out several carpet squares a few inches apart. Show him how to walk or jump from one carpet square to the next.

Baskets of Fun

Set out laundry baskets and fill them with pillows, soft towels, or blankets. Invite your child to crawl in and out of the baskets and talk about how God made her legs so she can crawl.

Family Together Time



God Made My Feet

Genesis 1:27; Psalm 139:13-16

Read
Together

God made our feet. Can you touch your feet? Where are the boy's feet? He is having fun with his feet. He is kicking one foot up high. Thank You, God, for making our feet.



Bible Words

"God made me"

(based on Genesis 1:27).

Point to yourself and say, "God made me." Point to your child and say, "God made you." Repeat several times and encourage your child to join in.

(Sing to the tune "This Is the Way" while doing the motions.)

This is the way we stomp our feet,
Stomp our feet, stomp our feet.
This is the way we stomp our feet.
I'm glad God made our feet.

Sing
Together

Things
to Do
Together


Texture Trail

Place on the floor a variety of textured materials such as carpet squares, doormats, towels, bubble wrap, pieces of felt, pillows, vinyl flooring, and plastic. Take off your child's shoes and encourage him to walk on the trail. Talk about how the textures feel on his feet. Tell him that God made his feet.

Fun with Feet

Let your child try on some of your shoes and other shoes of family members. You may need to hold your child's hand as she tries to walk. Talk about how God made feet in lots of different sizes.

Family Together Time



God Made All of Me

Genesis 1:27; Psalm 139:13-16

Read
Together

God made you and
God made me! The
boy is glad God
made him. I'm glad
that God made you!
God made all of you.
Thank You, God!



Bible Words

"God made me"

(based on Genesis 1:27).

(Sing to the tune
"The Farmer in the Dell")

God made me.
Yes, God made me.
God made me,
and God made you.
Yes, God made me.

Thank You, God

God made you, *(point to your child)*
And God made me. *(point to yourself)*
Thank You, God, *(fold hands)*
We're as happy as can be! *(clap hands)*

Rhyme
Together

Obstacle Course

Set up an obstacle course for your child. Use pillows to jump from, chairs to crawl under, benches or stools to crawl over, and laundry baskets to walk around. Go through the course and have your child follow you. Talk about how she's using her body that God made.

Things
to Do
Together

God Made Us

After your child's bath, give him a massage with some mild lotion. As you rub the lotion on different parts of his body, tell him that God made his arms, hands, legs, and feet. Thank God for making us.

Family Together Time




God Gives Vegetables

Genesis 1:11-13, 29

Read
Together

God gives us vegetables. Can you point to the carrots? God made crunchy carrots to eat. Thank You, God, for giving us vegetables.



Bible Words

“God gives us food”

(based on Psalm 136:25).

Let your child hold a carrot. Say the Bible Words several times as you point to the carrot.

(Sing to the tune “The Farmer in the Dell” and then let your child enjoy some carrots.)

God gives us crunchy carrots.
God gives us crunchy carrots.
Thank You, God, for carrots.
God gives us crunchy carrots.

Sing
Together

Family Outing


Plan a family outing to a pumpkin patch or farmers’ market. Talk about how God gives us good vegetables to eat. Let your child pick out a pumpkin to take home. After the trip, enjoy a pumpkin pie together!

Things
to Do
Together

Sweet Potato Vine

Cut about 3" off one end of a sweet potato. Suspend the potato by three toothpicks in a glass of water so that the top 1/3 of the potato is above the water and the bottom 2/3 is immersed. In about two weeks, a leafy vine should sprout. Thank God for giving us vegetables.

Family Together Time




God Gives Fruit

Genesis 1:11-13, 29

Read
Together

God gives us fruit. Can you point to the apples? God made sweet, juicy apples to eat. Thank You, God, for giving us fruit.



Bible Words

"God gives us food"

(based on Psalm 136:25).

Give your child an apple to hold. Say the Bible Words while pointing to the apple. Then enjoy some apple slices with your child.

The Fruit Rhyme

(Give your child a banana to hold.)

Bananas, bananas,
I love to eat bananas.
I put them in my cereal.
I put them on my plate.
God made my bananas.
God, You're very great!

Rhyme
Together

Shop for Fruit

When you visit the grocery store, spend time in the fruit section pointing out the different kinds of fruit God gives us. Let your child help you select some fruit for making a fruit salad.

Things
to Do
Together

Fruit Salad Fun

As you make dinner, let your child help make a fruit salad. Show your child how to peel a banana and then slice it with a plastic knife. Help him add it to the bowl of fruit. As you say your prayer before dinner, be sure to thank God for the good fruit salad.

Family Together Time



God Gives Cereal and Bread

Genesis 1:11-13, 29

Read
Together

God gives us cereal and bread to eat. Point to the bowl of cereal. Point to the loaf of bread. God gives us yummy cereal and bread to eat. Thank You, God!



Bible Words

“God gives us food”

(based on Psalm 136:25).

Give your child a piece of bread or some cereal to eat. Say the Bible Words several times.

(Sing to the tune “This Is the Way”)
This is the way we eat our cereal,
Eat our cereal, eat our cereal.
This is the way we eat our cereal,
Early in the morning.

(Sing again about bread.)

Sing
Together

Making Bread

Make some banana bread with your child. Your child can help you mash the bananas and can help stir. As the bread bakes, talk about how food is good to eat and smell. Thank God for the bread before eating.

Things
to Do
Together

Share a Gift

Let your child help you wrap a loaf of banana bread as a gift to take to a neighbor. Explain to your child that it's fun to share good food that God gives us.

Family Together Time



God Gives Water and Juice

Genesis 1:11-13, 29

Read
Together

God gives us juice and water to drink. Can you point to the juice and water? Juice and water are good to drink. Thank You, God, for giving us juice and water.



Bible Words

"God gives us food"

(based on Psalm 136:25).

Let your child look at some pictures of food in magazines or cookbooks. Say the Bible Words and encourage your child to say them with you.

(Sing to the tune "Are You Sleeping?")

I am thirsty; I am thirsty.
Are you too? Are you too?
Let us have some water;
Let us have some water.
I thank God! How about you?

(Sing again about juice.)

Sing
Together

Things
to Do
Together

Juicy Fruit

Have some fun making freshly-squeezed orange juice with your child. Before cutting and squeezing the orange, soften it up by rolling it back and forth to your child like a ball. Thank God for giving us good juice to drink.

Bath Time Fun

Allow your child to take toy cups, pitchers, a funnel, and other items good for pouring into the bathtub. Talk about water and how happy you are that God gives us water to wash with.