



TOGETHER, TIME!

Everyone in the family has jobs to do. And God can give each person both strength and courage to do his or her jobs well. Talk about some of the jobs different family members have. Discuss which parts are easy or difficult, fun or boring. Then pray and ask God to help you with your jobs.



FAMILY OUTING



If possible, schedule a "Go to Work with Mom/Dad Day." Have children who are old enough go to a parent's place of employment, if the parent works outside the home. Whether at the workplace or at home, explain some of the parent's responsibilities and, if possible, let the children help with some of the jobs. Talk about how each person needs God's help to do a job well.

LOOK IN THE BOOK

Read together this week's Bible story from 1 Samuel 16:11, 18; 17:34-37. Remember, **We can trust God to help us do our jobs.**




TOGETHER, TIME!

All of us would like to be brave like David and be able to face our “giant” fears. Talk about some of your fears. Encourage each family member to share some of his or her fears. Read from 1 Samuel 17 and act out the story of David. Together, pray to be brave like David.



GAME TIME!

Tear pictures out of magazines or draw pictures of things that people might be afraid of, such as storms, insects, and big dogs. Mount the pictures on a piece of poster board and display the poster on the wall. Take turns throwing paper wads at the pictures of things people are afraid of, like David slung a stone at Goliath. If desired, keep score of who has defeated (hit) the most fears. At the end of the game time, remove the pictures from the poster and throw those fears away!



LOOK IN THE BOOK

Read together this week’s Bible story from 1 Samuel 17:1-52. Remember, **God can help us be brave.**



TOGETHER TIME!

Friends are special gifts from God! As a family, discuss what makes a good friend; make a list of those qualities and actions. Plan to invite a few friends for dinner or for a day of fun. Before the friends arrive, look at the list again and remind family members of ways they can be good friends to others. Pray for any needs your friends may have.



FAMILY CREATIONS

Plan a Friendship Day, a day when each member of your family will share a homemade gift with a friend.

Have each family member choose a friend and write a simple poem about that person. Purchase colorful card stock and cut it to fit a homemade or purchased picture frame. Print the friendship poems on the card stock and decorate as desired. Slip finished poems inside frames and wrap the gifts. On your designated Friendship Day, have family members deliver their gifts. Pray together and thank God for your friends.



LOOK IN THE BOOK

Read together this week's Bible story from 1 Samuel 18:1-15; 19:1-10; 20:42. Remember, **God can help us be good friends.**




FAMILY OUTING

Take the family out to dinner (or simply out for ice cream). Look at the menu and talk about all the different choices. As you enjoy the food and your time together, discuss how we can choose to treat others in right or wrong ways. Talk about times when it's hard to treat someone right. Pray together and ask God to help family members as they choose to treat others right.



GAME TIME!

Play some family games of tic-tac-toe. Each time someone draws an X, name a wrong way to treat others. Each time someone draws an O, name a right way to treat others. Did the Xs win? Discuss consequences that can take place when we treat others in wrong ways. Celebrate the victory when the Os win!



LOOK IN THE BOOK

Read together this week's Bible story from 1 Samuel 26. Remember, **God can help us treat others right.**



FAMILY CREATIONS

Provide paper, paint, colored chalk, markers, and so on. Ask each family member to choose a different letter of the alphabet and draw a way God shows His care that begins with that letter. (Example: A—God gives us apples.) See how many different letters you can draw pictures for. Display the pictures in alphabetical order! Pray and thank God because He cares and is with you.



CARE & SHARE

In a Bible, read 1 Kings 16:29–17:6. Talk about how God cared for Elijah and provided food for him. Name some people you know who might need some food—an elderly neighbor, someone who is sick, people in a homeless shelter. Discuss how you can show your care for these people. Can you prepare some food and deliver it to someone? Can you go shopping and take food items to a local shelter? Pick one idea and carry out your act of caring.



LOOK IN THE BOOK

Read together this week's Bible story from 1 Kings 16:29–17:6. Remember, **We can trust God to be with us.**



FAMILY OUTING

We are so blessed by God to have so much food from which to choose and to be well fed! Take a trip to a local supermarket. As you go through the grocery aisles, name foods by categories (such as fruits, vegetables, and meats) or by flavors (like salty and sweet). Look at the variety of colors and shapes. Thank God for all the wonderful food He gives us to eat.



FAMILY CREATIONS

Read 1 Kings 17:7-16. Talk about the food God gave to the woman—flour and oil. Use flour to make some modeling dough. Combine 4 cups of flour, $\frac{1}{4}$ cup powdered tempera paint, and $\frac{1}{4}$ cup salt. Mix together $1\frac{1}{2}$ cups water and 1 tablespoon oil; then gradually stir the water and oil mixture into the flour mix. Knead the dough as you add the liquid. Add more water if too stiff, more flour if sticky. Then have fun forming food shapes from the dough you have prepared. (Note: For an edible dough, you can mix together 1 cup peanut butter, 1 cup powdered milk, 1 cup honey, and 1 cup oatmeal!)



LOOK IN THE BOOK

Read together this week's Bible story from 1 Kings 17:7-16. Remember, **We can trust God to provide what we need.**



TOGETHER, TIME!

Look through a picture Bible or Bible storybooks. Read and discuss Bible events in which God showed His great power—creation, Noah and the ark, the Red Sea crossing, the walls of Jericho, the miracles and resurrection of Jesus. Pray and worship together as you finish the sentence, “God, You are so powerful that You _____ (insert Bible account).”



GAME TIME!

Name things that can be powerful—water, fire, a storm, a muscular person, and so on. Write each powerful thing on a separate slip of paper. Play a game of power charades or draw pictures of the powerful things. Have one person choose a slip of paper and try to act out or draw the powerful thing named on the paper. The first person to guess correctly what is being acted out or drawn can choose the next slip of paper and continue the game. Emphasize that our powerful God created and is in control of all these things.



LOOK IN THE BOOK

Read together this week’s Bible story from 1 Kings 18:18-39. Remember, **We can trust an all-powerful God.**



GAME TIME!

Play a game that will help you remember that God can do anything. The first person should say, "God can _____," and name something God does. (Example: "God can make the sun come up each day.") The second person can repeat what the first person said and then add something else God can do. Continue repeating and adding to the list. Try to name things that are impossible for people to do. Thank God that He can do anything.



CARE & SHARE

Read the Bible story from 2 Kings 4:8-37. Elisha showed the mother in Shunem how powerful God is and how much God cared for her and her family.

Put on your thinking hats and be detectives. Look around your neighborhood. Ask about people in your church family. Who needs to be reminded of God's power? Make a list of names. Pray for each person on the list. Call, e-mail, or send a card to at least one person named on the list. Let that person know you care about and are praying for him or her.



LOOK IN THE BOOK

Read together this week's Bible story from 2 Kings 4:8-37. Remember, **God sometimes provides in surprising ways.**



FAMILY OUTING

Plan a family walk that leads you through the neighborhood and past specific landmarks. At the end of the path, hide a treat or prize (or carry it with you, hidden from view). Create a treasure map that your family can follow to get to the prize. As your family follows the map, talk about the importance of following directions. Talk about why it is important to obey God's instructions written in the Bible. Enjoy the treat or prize together!



TOGETHER TIME!

Think of simple tasks that can be done in your house. On separate index cards, write out simple step-by-step instructions for completing each task. Have someone choose a card and follow the instructions. If desired, family members can choose partners to help them complete their tasks. Be sure everyone gets involved. (Kids love watching parents follow instructions too!) Thank God that He has given us instructions for right living. Ask Him to help your family as you try to obey God's Word.



LOOK IN THE BOOK

Read together this week's Bible story from 2 Kings 5:1-15.
Remember, **We should obey the one true God.**



TOGETHER TIME!

Purchase some fortune cookies and read the sayings inside. Talk about how people sometimes believe these are wise sayings. Challenge each family member to write a “wise saying” that could be followed in your home. The sayings might be silly, such as “Sleep in your clothes so you’ll be dressed in the morning” or “Never trust a dog to watch your food.” Share your sayings. Then talk about the true wisdom found in God’s Word.



FAMILY CREATIONS

Create “wise owl” cupcakes. Bake and frost cupcakes with chocolate frosting. On each cupcake, place side by side two butterscotch-flavored Life Savers® “eyes.” Fill each eye with a dab of white frosting and a chocolate chip “pupil.” Cut two 1” lengths from a black licorice stick and push them into the frosting above the eyes as eyebrows. Finish each owl by adding a cashew “beak.” As you enjoy eating these fun creations, talk about why owls are perceived to be wise. (They can see in the dark.) Thank God that He gives us His wisdom when we need to make tough choices in “dark” or hard times.



LOOK IN THE BOOK

Read together this week’s Bible story from 1 Kings 3:4-14; 4:29-34. Remember, **God hears us and can help us know right from wrong.**



TOGETHER TIME!

One of the best things you can do for a person who is sick is to pray. Make a family prayer notebook. Draw a line down the middle of each page. Label one half of the page "Requests" and the other half "Answers." Write down the date and names of people you want to pray for. Use the notebook to pray daily for the people listed. When God answers a prayer, write down the date and the answer.



CARE & SHARE

A simple card or gift can mean a lot to someone who is sick or disabled. Prepare care packages and have them on hand for times when you hear of friends or neighbors who are sick. Each package might include a small package of tissues, a travel-size container of hand lotion or sanitizer, a puzzle book and pen or pencil, and a homemade card. The items can be placed in paper lunch bags that have been decorated by members of your family. As you give away these simple gift bags, people will be encouraged and God's love will be shared.



LOOK IN THE BOOK

Read together this week's Bible story from 2 Kings 19:14-19; 20:1-7 and 2 Chronicles 29, 30
Remember, **God has the power to answer our prayers.**



TOGETHER TIME!

In a family Bible, read 2 Chronicles 20:1-22, 30. Point out how the appointed men marched and sang praises to God. Appoint a family member to lead in a favorite worship song. Everyone should sing along. Then have the leader appoint another person to lead in a song. The appointed leaders can ask family members to march as they sing too!



FAMILY CREATIONS

Using roll paper, make a time line of each family member's life. For younger children, you may want to mark individual years on their time lines. For older children or adults, you can mark 5- or 10-year intervals. Have each family member select photos or draw pictures of significant events in their lives and attach the pictures to their time lines. Display the completed time lines. Recall situations when God gave the help that was needed to each person. Together, thank God for the help He has given your family through the years.



LOOK IN THE BOOK

Read together this week's Bible story from 2 Chronicles 20:1-30. Remember, **God hears our praise and worship.**




GAME TIME!

Talk about the importance of forgiving others. Then gather the family outdoors and get out a jump rope or length of clothesline. Have family members take turns jumping the rope (adults too!). Count the number of successful jumps. For younger children, see how many times they can jump or step back and forth over a rope held a few inches off the ground. Thank God that He is willing to forgive us even more times than we can count.



TOGETHER TIME!

Using a pencil, make a list of times when members of your family might need to forgive others, such as when others are mean to you, when people laugh at you, when a friend doesn't share, and so forth. Then, using small pieces of rye bread, take turns rubbing over the words to erase them! This fun experiment can remind family members that when we forgive others, we should also give up bad feelings about them. The bad things they have done are simply erased!



LOOK IN THE BOOK

Read together this week's Bible story from 2 Chronicles 33:1-20. Remember, **God hears our prayers for forgiveness.**