

# Family Together Time

For families with children ages 3 to 6

Triumphal Entry Lesson

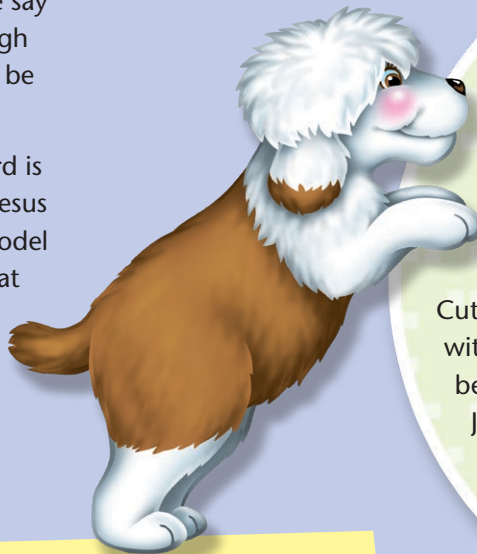
People Praise Jesus: Mark 11:1-10

## Family Talk

How many times have you heard the saying, "Your actions speak

louder than words?" This is a very true statement in parenting. How many of us have stated something and thought, "*Oh my, I sound like my mother*"? Our children learn more by absorbing our lifestyles as parents than by listening to what we say they should do. That fact places a high priority on what our children should be imitating!

One goal parents should work toward is to influence their children to praise Jesus with their lives. Be encouraged to model a life that is centered on Christ so that your children will also praise Him with their whole beings.



## Bible Memory FUN

**John 20:31**

Find this verse in a family Bible. On a card, write the Bible verse and position it on the dashboard of your car. Create fun ways of

saying the Bible verse while traveling together.

This week, help your child remember:

**We can praise Jesus.**

## Family Fun...

**Act It Out.** Many people waved palm branches and laid them on the road as Jesus entered Jerusalem. Encourage your children to act out the triumphal entry. Cut paper palm branches, construct a road with blocks, and have someone pretend to be Jesus. Imagine what it was like to meet Jesus along the road and wave your palm branches. Take time to thank God for Jesus.

## Daily Talks with God

Use these thoughts at mealtimes, bedtimes, or other times when you pray with your child this week.

Thank You, God, for Jesus.

Praise the Lord! Jesus is the Son of God!

Thank You, Jesus, for being my king!

Articles by  
Wendy Wagoner



# Family Together Time

For families with children ages 3 to 6

Jesus' Resurrection Lesson

**Jesus Lives!** John 21:1-13


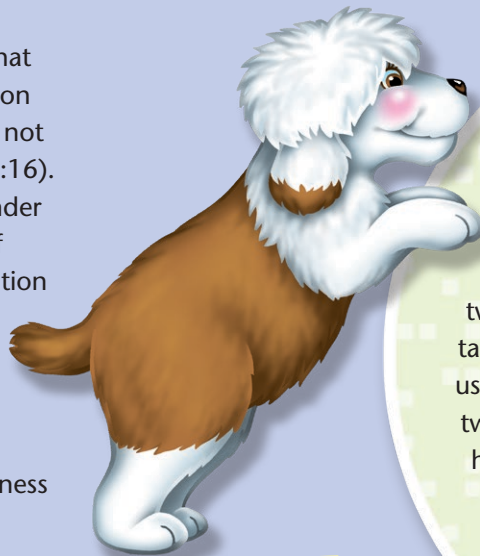


Children have a way of sharing profound messages in

their simplistic way of thinking. Their simplistic, yet beautiful reminders help us keep life simple and remind us to hold tight to the things that matter.

"For God loved the world so much that he gave his only Son. God gave his Son so that whoever believes in him may not be lost, but have eternal life" (John 3:16). What a simplistic, yet beautiful reminder to ponder! Tomorrow's generation of leaders will stand on a strong foundation only if they have experienced God's unconditional love today.

Take time as a family to talk about Jesus' life and the greatness of His sacrifice for us. Express your thankfulness to God for sending His Son, Jesus.



**John 20:31**

Find this verse in a family Bible. During the week, spontaneously shout "Jesus is alive." Whenever the words are spoken, everyone can say the Bible verse.

This week, help your child remember:

**Jesus is alive!**



**Find Jesus' Empty Tomb!** Use three cereal bowls to symbolize a tomb. Find two pictures to represent a person and tape them in the bottom of two bowls. (Or use plastic toy persons to put underneath two bowls.) Mix the tombs around and have children guess which tomb is Jesus' empty tomb! Read the Bible story from John 21:1-13 together.



Use these thoughts at mealtimes, bedtimes, or other times when you pray with your child this week.

Praise God! Jesus is alive!

Help us to tell others that Jesus is alive.

God, thank You for this great day.

Articles by  
Wendy Wagoner





# Family Together Time

For families with children ages 3 to 6

Lesson 1

**Jesus Heals an Official's Son:** John 4:46-53

## Family Talk

One of God's greatest gifts is children.

E. T. Sullivan writes,  
"When God wants  
a great work done

in the world or a great wrong righted, He goes about it in a very unusual way. He doesn't stir up His earthquakes or send forth His thunderbolts. Instead, He has a helpless baby born, perhaps in a simple home and of some obscure parents. And then God puts the idea into the parents' hearts, and they put it into the baby's mind. And then God waits. The greatest forces in the world are not the earthquakes and the thunderbolts. The greatest forces in the world are babies!"

God wants to do great things through parents like you! Thank Him today for the gift of your child.

## Bible Memory FUN

**Psalm 147:5**

Find this verse in a family Bible. As a family, brainstorm hand motions to symbolize selected words of the Bible verse.

This week, help your child remember:

**Jesus can do great things.**



## Family Fun...

**Bandage Relay.** Individually take turns or split up into teams. Find rolled bandages to wrap around a team member's leg or arm. (Do not wrap both arms or legs together.) Have a timed relay. After completing the activity, talk about ways a bandage helps someone when he is hurting. Plan ways your family can help others and share Jesus' love.

## Daily Talks with God

Use these thoughts at mealtimes, bedtimes, or other times when you pray with your child this week.

Thank You, Jesus, for healing the official's son.

Jesus, thank You for all the things You taught on earth.

Jesus, You can do great things!

Articles by  
Wendy Wagoner



# Family Together Time

For families with children ages 3 to 6

Lesson 2

**Jesus Heals a Man Who Could Not Walk:** Mark 2:1-12; Luke 5:17-26

## Family Talk

Wearing the parental hat is not always easy. We are God's

representatives to teach His ways to our children. Though the task is great, God promises to give us the strength, wisdom, and assistance we need. We want our children to grow to become good decision makers as they observe faithful parents modeling wise direction and decision making on their behalf.

Teach your children that God loves them so much that He gave you to guide them. Remember to call on the Lord. He is waiting to give you exactly the help you need.

## Bible Memory FUN

**Psalm 147:5**

Find this verse in a family Bible. Gently toss a ball back and forth with your child. Repeat the Bible verse as the ball goes from one set of hands to the other.

This week, help your child remember:

**Jesus can always help us.**



## Family Fun...

**Lend a Helping Hand.** Together discuss a task that everyone can do to lend a helping hand. For example: assist an elderly person with a household project, lend a hand to a neighbor with yard work, or venture to a local park to pick up trash. Discuss how your actions will show Jesus' love. Share with your family how Jesus will help you work together to help others.

## Daily Talks with God

Use these thoughts at mealtimes, bedtimes, or other times when you pray with your child this week.

Great is the Lord!

Thank You, Jesus, for helping us.

Praise the Lord! He helped the man who could not walk!

Articles by  
Wendy Wagoner





# Family Together Time

For families with children ages 3 to 6

Lesson 3

**Jesus Heals the Soldier's Servant:** Matthew 8:5-10, 13; Luke 7:1-10

## Family Talk

How does your child respond to someone who is in

need? How does he react when he notices another child who has a special need? It is important for us to help our children understand other people and their unique qualities and needs.

Demonstrating a positive and helpful attitude when someone needs assistance teaches a Christlike behavior. Find moments to teach by example how to love others. Extend a helping hand when needed.

Jesus lived a life devoted to showing God's love to those He came in contact with. We need to model Jesus' love for our children to follow.

## Bible Memory FUN

**Psalm 147:5**

Find this verse in a family Bible. Trace and cut out your child's handprint. Use the handprint to mark a spot at the dinner table.

The family member with the

handprint at his or her place setting can say the Bible verse.

This week, help your child remember:

**Jesus has power to heal people.**



## Family Fun...

**Are You Sick?** Children love dramatic play. Spend some time pretending with your child. Act out how to care for someone who is sick. Discuss caring ways to help someone who is not feeling well. Talk about stories in the Bible in which Jesus cared for people. Say, "We are to care for others. We are to share the love of Jesus with those around us."

## Daily Talks with God

Use these thoughts at mealtimes, bedtimes, or other times when you pray with your child this week.

Help me, Jesus, to always trust in You.

Our God is strong and understanding.

I love You, Jesus!

Articles by  
Wendy Wagoner



# Family Together Time

For families with children ages 3 to 6

Lesson 4

**Jesus Brings a Young Man Back to Life:** Luke 7:11-17

## Family Talk

Jesus always cares for us. He knows each and every one

of us in our uniqueness. You are special and creative as you impact the world in which you live. Some think that creativity is a unique quality reserved for only certain people. Others feel creativity is simply being able to draw, paint, or sculpt. Actually, creativity is a wonderful quality that we can nurture in ourselves as well as our children.

If a child is creative, she is able to express herself freely, represent her ideas in new ways, solve problems, and act in resourceful ways. Creative children are eager learners! Provide new and exciting opportunities for your child to express herself, to solve problems, and to explore her imagination.



## Bible Memory FUN

**Psalm 147:5**

Find this verse in a family Bible. Take a walk with your child. Every couple of steps stop and recite the Bible verse.

This week, help your child remember:

**Jesus always cares for us.**

## Family Fun...

**Jesus Cares.** Children love creative activities to express themselves. Prepare an area on a table with a protective covering. With paper and fingerpaints, have your child paint ways that show how Jesus cares for her. After the pictures dry, hang them as reminders that Jesus always cares for us.

## Daily Talks with God

Use these thoughts at mealtimes, bedtimes, or other times when you pray with your child this week.

Thank You, Jesus, for caring for me.

Jesus, help me to care for others.

Thank You, God, for Jesus and His great power.

Articles by  
Wendy Wagoner





# Family Together Time

For families with children ages 3 to 6

Lesson 5

**Jesus Walks on Water:** Mark 6:45-51; John 6:16-21

## Family Talk

As children learn about Jesus' great power—His power to

heal the sick, raise the dead, and walk on water—they may question why God doesn't seem to be answering their own family prayers for people they know.

Guide your children to understand God's answers to prayer. God will answer no if He knows that is the best answer for us. He will answer yes if our prayers request what is best for us. Sometimes God answers wait in order that His answer to our prayers will be at the best time.

Teach your child that God knows everything about us. He loves us. He wants the very best for us. Believing and trusting God for the very best in our lives requires practice and patience. God may answer yes, no, or wait. But He always answers!

## Bible Memory FUN

**Psalm 147:5**

Find this verse in a family Bible. Squirt some shaving cream on a flat cookie sheet. Finger paint key words of the Bible verse in the shaving cream. Say the verse together.

This week, help your child remember:

**Jesus has power to walk on water.**



## Family Fun...

**It's Raining.** On a carpeted floor, design with masking tape a layout of a boat. Hop into the boat and act out the Bible story of Jesus walking on water. Make whistling noises to represent the wind blowing. Rock back and forth as pretend waves roll. Have one person say, "I see something on the water!" Discuss how Jesus has the power to do great things!

## Daily Talks with God

Use these thoughts at mealtimes, bedtimes, or other times when you pray with your child this week.

Thank You, God, that Jesus has power to walk on water.

Jesus, help me to not be afraid.

We will be happy to see Jesus one day!

Articles by  
Wendy Wagoner



# Family Together Time

For families with children ages 3 to 6

Lesson 6


**Jesus Heals a Man Who Could Not Hear or Speak: Mark 7:31-37**



On days when your child's cries for help seem unending,

remember God promises that if we continue to do what we know to be right and good, the harvest will come! "We must not become tired of doing good. We will receive our harvest of eternal life at the right time. We must not give up!" (Galatians 6:9).

Sometimes there can be desert periods in parenting when the rewards seem few and far between. But hold tight to Jesus. He will give you the strength you need as a parent. One day you will reap the reward to be able to spend eternity with your child.



**Psalm 147:5**

Find this verse in a family Bible. Take turns telling the Bible verse to one another creatively using different voice inflections and volumes each time.

This week, help your child remember:

**Jesus can help us because He is the Son of God.**



**Praise Banner.** Find a large piece of paper or cloth to use as a banner.

Collectively think of things to praise Jesus for. Draw or paint something on the banner to symbolize your praises. Spend time together praising Jesus in song and prayer. Hang your praise banner in the home as a reminder to praise Jesus because He is the Son of God!



Use these thoughts at mealtimes, bedtimes, or other times when you pray with your child this week.

Jesus is the Son of God!

Thank You, Jesus, for hearing my prayers and helping us.

Help me to use my voice to tell others about You, Jesus.

Articles by  
Wendy Wagoner





# Family Together Time

For families with children ages 3 to 6

Lesson 7


**Peter Preaches About Jesus:** Acts 2:1-6, 14, 32, 33, 36-42



Be sure the Bible has a central place in your home. Let

God's Word be seen by your family as the source of truth and guidebook for life. With the Bible as a guidebook, your children will learn to follow Jesus in everyday, all-day situations. They will grow in an understanding of how important it is to incorporate Jesus and His teachings into all their thoughts and decisions.

With God's help and by having the Bible living and active in your family's daily routines, you and your children will grow to follow Jesus!



**Acts 5:42**

Find this verse in a Bible. Using masking tape, create a big triangle in a carpeted room. When someone walks through the triangle, he can say the verse.

This week, help your child remember:

**We can follow Jesus.**



**Treasure Hunt.** Map a trail around or outside the house using cutout paper footprints. Think of something your child would view as a treasured item to place at the end of the journey. Everyone should begin at the start of the trail to discover where the footprints lead. At the completion of the trail, share how important it is to follow Jesus every day. The treasure one day will be to see Jesus!



Use these thoughts at mealtimes, bedtimes, or other times when you pray with your child this week.

I am thankful for my church.

Jesus, help me to follow You.

Thank You, Jesus, for Your special helpers who told the people about You.

Articles by  
Wendy Wagoner



# Family Together Time

For families with children ages 3 to 6

Lesson 8

**Peter and John at the Temple:** Acts 3:1-12, 16

## Family Talk

Children often cannot wait to tell something that excites

them. When we have good news, we want to share it! As followers of Jesus, we have very good news. The good news of God sending His Son, Jesus, to help us is the best news ever! Jesus said to His followers, "Go everywhere in the world. Tell the Good News to everyone" (Mark 16:15).

Begin in your own home to tell this good news. Your children will learn about Jesus from your example. Model an excitement about telling others the exciting story of Jesus!



## Bible Memory FUN

**Acts 5:42**

Find this verse in a family Bible. Sit in a circle and play the telephone game using the Bible verse. Pass on good news about Jesus.

This week, help your child remember:

**We learn about Jesus from other people.**

## Family Fun...

**Thank-You Dinner.** Think of someone who has taught you and your family about Jesus. Invite the individual and her family over for dinner. Share your appreciation for how you have learned about Jesus by her teachings and example. Discuss how important it is to share with others about Jesus.

## Daily Talks with God

Use these thoughts at mealtimes, bedtimes, or other times when you pray with your child this week.

God, thank You for my family who helps me learn about Jesus.

I am thankful for Peter and John who told the man who could not walk about Jesus.

Jesus, I love to learn about You!

Articles by  
Wendy Wagoner





# Family Together Time

For families with children ages 3 to 6

Lesson 9

**Philip Tells About Jesus: Acts 8:26-40**

## Family Talk

Children who not only know how to read but also enjoy reading are

usually hooked on books at an early age. If they have grown up with someone who reads to them, they are usually exposed to good books around the house.

The most important book your child will ever read is the Bible. It is vital that your child regularly observes you reading the Bible. Spend time reading the Bible to your child and discussing its truths. Model the importance of reading God's Word.



## Bible Memory FUN

**Acts 5:42**

Find this verse in a family Bible. Divide the verse into short phrases. Then build upon the phrases until everyone

in the family can say the entire Bible verse.

This week, help your child remember:

**We learn about Jesus from the Bible.**

## Family Fun...

**Story Time.** Gather as a family to share your favorite Bible stories. Encourage creativity as each person shares what story means most to him. Ideas: dress up as one of the Bible characters, use props, act out the story. Listen intently as each person tells his chosen Bible story. Ask why that particular story is a favored story from the Bible.

## Daily Talks with God

Use these thoughts at mealtimes, bedtimes, or other times when you pray with your child this week.

God, thank You for Philip, who told the man the good news about Jesus!

I am thankful for the Bible.

Thank You, God, for people who teach me about the Bible.

Articles by  
Wendy Wagoner



# Family Together Time

For families with children ages 3 to 6

Lesson 10


**Peter and Tabitha:** Acts 9:36-42



Both the family in the home and the family in the church

are important for nurturing spiritual growth in children. Equipping your child with a strong support system of people who care and hold similar beliefs is vital to your child's growth.

Invite church friends into your home. Help your child grow to know people who will encourage her spiritual walk with Jesus. The end results will be worth the effort!



**Acts 5:42**

Find this verse in a family Bible. Make a megaphone out of poster board. Using the megaphone, take turns shouting out the Bible verse.

This week, help your child remember:

**We can help others learn about Jesus.**



**Church Helpers.** As a family, help with a project for the church. Brainstorm acts of service that can be completed by all family members. Project ideas: volunteer to assist with a landscaping need, pick up left-behind articles after services, assist with Communion preparations, clean an area of the church building. Be excited about helping the church!



Use these thoughts at mealtimes, bedtimes, or other times when you pray with your child this week.

God, help me to tell others about the good news of Jesus!

Jesus is the Christ!

Jesus, I want to help others.

Articles by  
Wendy Wagoner





# Family Together Time

For families with children ages 3 to 6

Lesson 11


**The Church Prays for Peter in Prison: Acts 12:1-17**



Prayer in the lives of children is most powerfully

influenced by the adults in their lives. A mother who consistently demonstrates prayer in her own life, a father who prays regularly in his children's presence, or a relative or a teacher who frequently displays the practice and power of prayer in his life will provide the example from which our children will learn.

If prayer is something you model as a natural part of your life, then your children too will learn to depend on prayer as a way to talk to God.



**Acts 5:42**

Find this verse in a family Bible. Make a prayer card with the Bible verse written on it. During family prayer time, thank God for the Bible and say the Bible verse together.

This week, help your child remember:

**We can pray for people who tell about Jesus.**



**Prayer Party.** Write the names of church staff, missionaries, and Sunday school teachers on slips of paper. Place the papers folded in a container. Make a "Prayer Party" sign to hang, and decide on a party snack to enjoy. Gather and take turns picking slips of paper from the container. Pray for each individual named on the papers.

Thank God for people who tell others about Jesus.



Use these thoughts at mealtimes, bedtimes, or other times when you pray with your child this week.

Thank You, God, for preachers who tell about Jesus.

God, protect our missionaries as they tell people around the world about Jesus.

I thank You, God, for my church teachers.

Articles by  
Wendy Wagoner

