


Family Together Time



I Sing at Church

Psalm 122:1

Read
Together

Here is a boy. He is singing about Jesus at church. Do you like to sing about Jesus?



Bible Words

"I am happy at church"

(based on Psalm 122:1).

Pat the Bible as you say the Bible Words. Invite your child to pat the Bible and say the Bible Words too.

(Sing to the tune of

"The Farmer in the Dell")

I like to sing at church.

I like to sing at church.

I like to sing and praise the Lord.

I like to sing at church.

Sing
Together

Family Band


Gather some pots and wooden spoons. Tell your child that you both are going to beat on the pots while singing to praise Jesus. Sing a song about Jesus your child is familiar with. Tell your child it's fun to sing about Jesus at church and at home.

Things
to Do
Together

Drive Time

While in the car, listen to some children's music that praises Jesus. Sing along and encourage your child to join in. She may be able to sing some of the words or clap her hands. Say, "I like to sing about Jesus in the car. And I like to sing about Jesus at church."

Family Together Time



I Pray at Church

Psalm 122:1

Read
Together

Here is a boy. His hands are folded. He is praying at church. Can you fold your hands and pray?



Bible Words

"I am happy at church"

(based on Psalm 122:1).

Put your hands around your child's hands, and clap hands together while saying the Bible Words.

I fold my hands
(fold hands)
as I pray.
"Thank You, God"
I like to say.

Rhyme
Together

Things
to Do
Together


Baggie Finger Painting

Put some blue gel toothpaste (or petroleum jelly and blue food coloring) in a resealable plastic bag. Securely seal the top with tape. Show your child how to use his finger to spread the toothpaste and paint with his finger. When finished, clasp your hands around your child's hands and pray together.

Family Album

With your child, look through some family photo albums. As your child points to photos, say, "This is _____. We can pray for _____." When your child is finished looking at the photos, pray together for some of the people you have talked about.

Family Together Time



I Learn About Jesus at Church

Psalm 122:1

Read
Together

This girl is at church. She is looking at pictures of Jesus. She likes to learn about Jesus at church.



Art by Becky Radtke

Bible Words

"I am happy at church"

(based on Psalm 122:1).

Say the Bible Words. Point to yourself on the word "I." Repeat and invite your child to say the words with you and point to herself.

(Sing to the tune of
"The Farmer in the Dell")

Jesus is my friend.
Yes, Jesus is my friend.
I learn about Him at my church.
Yes, Jesus is my friend.

Sing
Together

Bible Storybook Time


Let your child choose some favorite storybooks about Jesus for you to read aloud. Tell your child that he can learn about Jesus at home and that he can learn about Jesus at church too.

Things
to Do
Together

Church Directory Fun

Let your child look through your church's pictorial directory. If there is a picture of the outside of your building in the directory, point to it and say, "Here's our church building. You can learn about Jesus at church."

Family Together Time



I Have Friends at Church

Psalm 122:1

Read
Together

These children are at church. They are friends. They like to play together and learn about Jesus.



Bible Words

“*I am *happy at *church***
(based on Psalm 122:1).

Say the Bible Words while clapping your hands on the words marked with an *.
Invite your child to join in.

(Sing to the tune of “London Bridge”)
I have lots of friends at church,
friends at church, friends at church.
I have lots of friends at church. I am happy!

Sing
Together

Play Date


Arrange to invite one of your child’s classmates and at least one of the parents to your home so the children can play. While the children play, tell them how much fun it is to have friends at church.

Things
to Do
Together

Cards for Friends

Help your child make a card for a classmate. Let your child scribble-color and add stickers to a piece of construction paper or card stock. Fold it into a card, put it in an envelope, and make sure it gets to the friend. Remind your child how much fun it is to have friends at church.

Family Together Time



Jesus Loves Families

Mark 10:13-16

**Read
Together**

Here is a family. This family is having fun reading a book. Jesus loves families!



Bible Words

“Jesus loves me”

(based on 1 John 3:16).

Pat the Bible as you say the Bible Words. Invite your child to pat the Bible and say the words too.

I love Jesus.

(point to self and then upwards)

Jesus loves me.

(point upwards and then to self)

Jesus takes care of my family!

(spread arms outward)

**Rhyme
Together**

**Things
to Do
Together**


Family Dinner Night

Plan one meal when each person in the family helps with part of the meal or by setting the table. Before eating, talk about Jesus' love for your family. Remember to pray and thank Him for His love.

Who Does Jesus Love?

Gather your family in a circle. Have them pass a beanbag or soft ball until you say “stop.” Ask the person holding the ball “Does Jesus love you?” That person should respond, “Yes, Jesus loves me!” Make sure everyone gets a couple of turns. Even your young child can nod his head or say yes!

Family Together Time



Jesus Loves Children

Mark 10:13-16

Read
Together

Can you point to the boy and girl? Jesus loves them! Can you point to yourself? Jesus loves you!



Bible Words

"Jesus loves me"

(based on 1 John 3:16).

Clap your hands while saying each of the Bible Words. Invite your child to join in clapping and saying the words.

(Sing to the tune of
"Mary Had a Little Lamb")
Jesus loves all children,
children, children.
Jesus loves all children.
Jesus loves you!

Sing
Together

Growth Chart


Attach a long piece of paper to a wall. Show your child how to stand with her back against the paper while you mark how tall she is. Say, "Jesus loves children when they are very small (*put your hands down low*) or when they are very tall (*raise your hands high*)! Jesus loves you!"

Things
to Do
Together

Picture Book Time

Let your child choose some favorite storybooks that have pictures of boys and girls. As your child turns the pages, ask her to point to some of the children. Say, "Jesus loves that little boy. Jesus loves all children. And Jesus loves you!"

Family Together Time



Jesus Loves All People

Mark 10:13-16

Read
Together

Here are some people Jesus loves. Can you point to the mommy, the daddy, and the children? Jesus loves them. Jesus loves all people!



Bible Words

"Jesus loves me"

(based on 1 John 3:16).

Hold a mirror while your child looks into it. Say the Bible Words and point to yourself. Invite your child to say the words and point to himself.

(Sing to the tune of

"Mary Had a Little Lamb")

Jesus loves all people,
people, people.
Jesus loves all people.
Jesus loves you!

Sing
Together

Jesus' Love


Gather some dolls of different sizes. As your child plays with the dolls, tell him that Jesus loves people who are small, people who are tall, people who are young, and people who are old.

Things
to Do
Together

Dress Up Fun

Provide some adult clothing, and let your child have fun dressing up. While your child looks in a mirror, say, "You are so big. Jesus loves big people. And Jesus loves little people too. And Jesus loves you!"

Family Together Time



Jesus Loves Me

Mark 10:13-16

Read
Together

This boy is smiling. He knows that Jesus loves him. Can you smile? Jesus loves you!



Bible Words

"Jesus loves me"

(based on 1 John 3:16).

Put your hands around your child's hands, and clap hands together while saying the Bible Words.

Jesus loves me *(point to self)*
this I know.
For the Bible *(pat a Bible)*
tells me so.

Rhyme
Together

Things
to Do
Together


Mirror Fun

Stand in front of a mirror with your child. Ask your child to point to her ears, eyes, nose, and mouth. Then say, "I see someone Jesus loves. Who is it?" Encourage your child to say "me" or point to herself.

Hide-and-Seek

Play a game of hide-and-seek with your child. Encourage your child to hide. When you have found your child, say, "I found you. Jesus loves you!" Play until your child loses interest.

Family Together Time




God Made the Sky

Genesis 1:1-19

Read
Together

Look at the pretty sky. Can you point to the clouds? The Bible tells us that God made the sky.



Art by Becky Radtke

Bible Words

"God made everything"

(based on Acts 17:24).

Pat the Bible as you say the Bible Words. Invite your child to pat the Bible and say the words too.

I can see the sky so blue.

(point to the sky)

I can reach and touch it too.

(reach toward the sky)

God made the sky for me to see.

(point to eyes)

I'm as happy as I can be.

(smile and clap hands)

Rhyme
Together

Look at the Sky

Take an old blanket outside, and lie on it with your child. Talk about the beauty of God's sky. Pick a cloud and tell your child what you think it looks like. Also look for birds and planes. Remember to thank God for making the sky.

Things
to Do
Together

Sky Chart

Choose a window in your home from which to look at the sky with your child. Each day, draw on a piece of paper a simple weather symbol to chart what you saw (sun, raindrop, cloud, and so forth). Thank God for making the sky.

Family Together Time

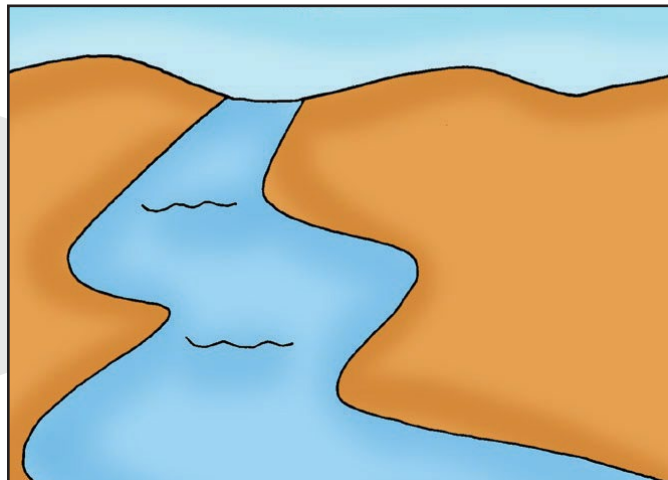


God Made Water and Land

Genesis 1:1-19

Read
Together

Look at the water and the land. Can you point to the water? Can you point to the land? God made water and land.



Art by Becky Radtke

Bible Words

"God made everything"

(based on Acts 17:24).

Put water in a squirt bottle, and squirt some water on your child's hands. Tell your child that God made water. Say the Bible Words and encourage your child to say them with you.

I can swim in the water.

(pretend to swim)

I can walk on the land.

(walk in place)

I can drink lots of water.

(pretend to drink)

I can jump on the land.

(jump)

Rhyme
Together

Things
to Do
Together


Fun in the Water

When your child takes a bath, add bubbles, plastic cups, boats, and waterproof toys. Or squirt a little shaving cream on the sides of the tub, and invite your child to smear it around. Tell your child that God made the water.

Fun in the Dirt

Let your child dig in the garden or in a sandbox, using a plastic shovel and pail. As your child plays, tell her that God made the land.

Family Together Time




God Made Trees and Plants

Genesis 1:1-19

Read
Together

God made trees and plants. Can you point to the tree? Thank You, God, for making trees and plants.



Art by Becky Radtke

Bible Words

“God made everything”

(based on Acts 17:24).

Show your child a green plant or flower. Tell your child that God made plants and flowers and everything! Say the Bible Words and invite your child to say them with you.

God made all the flowers.

(hold a flower)

God made all the trees.

God made all the apples.

(hold an apple)

God made all we see!

Rhyme
Together

See a Tree

Go outside with your child to look at all the plants and trees. Help your child collect small bits of bark, leaves, flowers, and grass. Show your child how to glue these items to a sheet of paper. Remember to thank God for making trees and plants.

Things
to Do
Together


Little Gardeners

Choose a small patch of ground where your child can plant some seeds. Help your child dig in the soil, plant the seeds, and water them. Or your child can plant the seeds in a large pot. Your child will have fun watching his plants grow.

Family Together Time


God Made the Sun, Moon, and Stars

Genesis 1:1-19



Read
Together

God made the sun, moon, and stars. Can you find the sun? The sun is yellow. Thank You, God, for making the sun.



Art by Becky Radtke

Bible Words

“God made everything”

(based on Acts 17:24).

Go outside with your child. Say, “I see a tree God made. I see a flower God made.” Ask if she sees things God made. Say the Bible Words and invite your child to say them with you.

God made the sun to shine so bright. *(look up)*

God made the moon to glow at night.

God made the stars to twinkle up high. *(flutter fingers)*

God made everything I see in the sky. *(raise arms toward the sky)*

Rhyme
Together

Star and Sun Cookies

Purchase or make sugar cookie dough. Use star and circle cookie cutters to make star- and sun-shaped cookies. Let your child help frost the cookies. While she works, remind her that God made the sun and stars.

Things
to Do
Together

Catch the Sun

Lift a yellow ball over your head, and say, “The sun comes up.” Drop the ball onto the floor, and say, “The sun goes down. Catch the sun!” Encourage your child to chase after the ball and bring it back to you. Remind your child that God made the sun. Keep playing until your child loses interest.

Family Together Time




God Made Everything

Genesis 1:1-19

Read
Together

God made everything!
Can you find the
water God made?
Can you find the sky
God made? Can you
find the land God
made? God made
everything!



Art by Becky Radtke

Bible Words

"God made everything"

(based on Acts 17:24).

Clap your hands while
saying the Bible Words.
Invite your child to join in
clapping and saying the
words.

(Sing to the tune of "Are You Sleeping?")

God made everything.
God made everything.
It is true. It is true.
God made everything.
God made everything.
It is true. It is true.

Sing
Together

Creation Walk

Go on a walk with your child, and take an empty bag. Help your child find some nature items to put in the bag. As you walk, talk about all the things God has made. When you arrive home, help your child glue the items to paper to make a nature collage.

Things
to Do
Together

Book Talk

Choose a few books with outdoor scenes, and show them to your child. Ask your child to point to the sky, water, land, trees, and so forth. Remind your child that God made everything. Pray with your child and thank God for everything He has made.