


Family Together Time

for families of Toddlers & 2s




Lesson 1

God Made Birds

Genesis 1:20-25

Read
Together

Look at the little bird.
God gave him feathers
to keep him warm. God
made the birds!



Art by Kathryn Marlin

Bible Words

"God made the animals"
(based on Genesis 1:25).

Pat the Bible as you say the
Bible Words. Invite your child
to pat the Bible and say the
Bible Words too.

(Sing to the tune of
"The Farmer in the Dell")

God made the birds to fly.

(flap arms)

God made the birds to fly.
Thank You, God, for making birds.
God made the birds to fly.

Rhyme
Together

Take a Bird Walk

Gather your family and take a walk to look for birds. Point out the different kinds of birds. Ask your verbal child to name the colors of the birds. Tell your child to listen for the birds. Invite him to make sounds to imitate the birds. Look in trees for nests. Remember to thank God for making the birds.


Things
to Do
Together

Feed the Birds

If you have a bird feeder, let your child help fill it with birdseed. If you don't have a bird feeder, help your child string O-shaped cereal or pretzels onto yarn or string. Hang these in the tree branches for the birds to enjoy. Invite your child to watch the birds eat. Remind him that God made the birds.

Family Together Time

for families of Toddlers & 2s




Lesson 2

God Made Fish

Genesis 1:20-25

Read
Together

The Bible tells us that God made fish. Fish like to swim in water. Thank You, God, for making fish.



Art by Kathryn Marlin

Bible Words

"God made the animals"
(based on Genesis 1:25).

Put a picture of an animal inside the front cover of a Bible. Show your child the picture and say the Bible Words.

God made the fish.
They go *swish, swish, swish.*
(wiggle hands like a fish)
They swim in the water,
and go *swish, swish, swish!*

Rhyme
Together

Things
to Do
Together

Fishing Fun

Put some water in a plastic tub. Add plastic fish and boats. Invite your child to catch the fish using her hands or a small strainer. Ask your child to name the colors of the fish. Remind her that God made the fish.

Sorting Fish


Cut several fish figures from four colors of construction paper and set out four baskets. Invite your child to sort the fish according to their colors, putting each color of fish in a different basket. Your child will enjoy dumping out the fish and putting them back in.

Family Together Time

for families of Toddlers & 2s

God Made Little Animals


Genesis 1:20-25



Lesson 3

Read
Together

Look at the cute little kitten. He has soft fur and likes to meow. I'm glad that God made little kittens.



Art by Kathryn Marlin

Bible Words

"God made the animals"

(based on Genesis 1:25).

Put your hands around your child's hands and clap hands together while saying the Bible Words.

(Sing to the tune of "Are You Sleeping?")

God made cats. God made cats.
Cats say *meow*. Cats say *meow*.
God made cats. God made cats.
Cats say *meow*. Cats say *meow*.

(Sing about other little animals.)

Sing
Together

Walk the Dog

Securely attach a long piece of yarn or ribbon to a stuffed dog and tie a loop handle to the other end. Invite your child to walk the dog. As your child walks the dog, tell him that God made dogs and all the little animals.

Things
to Do
Together

Fun with the Animals


Have your child put a stuffed animal (preferably a dog or other small animal) on a small blanket. Ask family members to hold the edges of the blanket and lift the blanket to toss the animal. Let your child keep adding stuffed animals. Remind him that God made the little animals.

Family Together Time

for families of Toddlers & 2s

God Made Big Animals

Genesis 1:20-25



Lesson 4

Read
Together

Can you point to the big cow? The cow says *moo*, *moo*. Thank You, God, for making big cows.



Art by Kathryn Marlin

Bible Words

"God made the animals"
(based on Genesis 1:25).

Clap your hands while saying each of the Bible Words. Invite your child to join in clapping and saying the words.

God made the big cow.
The cow says *moo*.
The lion gives a *roar*.
God made the lion too!

Rhyme
Together

Washing Animals

Place 2" of water in a plastic tub along with some plastic animals and small sponges. Invite your child to wash the animals. Name each animal and encourage your child to make the sound that animal makes.

Where Are They?

Place several stuffed or plastic animals, such as elephants and cows, into a pillowcase. Reach into the pillowcase and pull out one of the animals. Ask your child to name the animal. Together make the sounds the animals make. Remind your child that God made the big animals.


Things
to Do
Together

Family Together Time

for families of Toddlers & 2s

God Made All the Animals


Genesis 1:20-25



Lesson 5

Read
Together

Look at all the animals
God made! God made
the birds and the fish, the
cats and the cows. Thank
You, God, for making all
the animals!



Art by Kathryn Marlin

Bible Words

"God made the animals"

(based on Genesis 1:25).

Put a picture of an animal
inside the front cover of
a Bible. Show your child
the picture and say the
Bible Words.

(Show pictures of the animals mentioned.)

God made all the animals.

It is true!

The birds, fish, and dogs,
and the lions too!

Rhyme
Together

Things
to Do
Together

Trip to the Zoo

Gather the family for a trip to the zoo. Encourage your child to name the animals or you name them. As you see different animals, remind him that God made the birds, fish, little animals, and big animals. When you return home, thank God for making all the animals and let your child enjoy some animal crackers.

The Animals Are Hiding


Hide some stuffed animals in a room. Leave parts of the animals showing so your child can find them. Say, "The animals are hiding! Can you find them?" As your child finds each animal, thank God for making that animal.

Family Together Time

for families of Toddlers & 2s

Noah Builds a Boat


Genesis 6:9-9:17



Lesson 6

Read
Together

God told Noah to build
a big boat. A BIG boat!
*Hammer, hammer,
hammer.* Noah built
the boat.



Art by Kathryn Marlin

Bible Words

"I can love God"

(based on Deuteronomy 6:5).

Pat the Bible as you say the
Bible Words. Invite your child
to pat the Bible and say the
words too.

God told Noah,
"Build a boat that will float."

(point finger)

Noah hammered and pounded.

(do these actions)

and built a boat that would float.

Rhyme
Together

Things
to Do
Together

Boat Building

Encourage your child to use some toy tools and blocks to build a boat
like Noah built a boat. Show your child how to hammer and pound the
blocks. Remind her that Noah built a boat.

Let's Go Boating!


Spread a blue blanket or sheet on the floor. Place a laundry basket on
top of the blanket or sheet. Invite your child to get in the basket and
pretend that the basket is a boat. Say, "Let's go boating!" As you have
fun pushing your child in the boat, remind her that Noah built a boat.

Family Together Time

for families of Toddlers & 2s

Animals Enter the Boat


Genesis 6:9–9:17



Lesson 7

Read
Together

God told Noah to take animals into the big boat. There is a lion and an elephant. They are getting on the boat.



Art by Kathryn Marlin

Bible Words

"I can love God"

(based on Deuteronomy 6:5).

Hold a mirror while your child looks into it. Say the Bible Words and point to yourself. Invite your child to say the words and point to himself.

(Sing to the tune of
"The Farmer in the Dell")

The dogs got in the boat (*bark, bark*)
The lions got in the boat (*roar, roar*)
Noah helped all the animals,
to get in the boat.

Rhyme
Together

Walking Together

Place a long strip of masking tape on the floor to make a road. At one end of the masking tape, place a toy ark or a large boat. Show your child how to get the animals to the boat by walking the animals on the road. Encourage him to help Noah get the animals on the boat.

Things
to Do
Together

Jump and Hop


Place a toy ark or a large boat on the floor. Encourage your child to jump and hop like a frog until he gets to the boat. Remind your child that Noah built a boat and helped the animals get in the boat.

Family Together Time

for families of Toddlers & 2s

Rain Comes Down


Genesis 6:9–9:17



Lesson 8

Read
Together

Look! It's raining. But Noah and the animals are safe. God kept Noah and the animals safe inside the ark.



Art by Kathryn Marlin

Bible Words

"I can love God"

(based on Deuteronomy 6:5).

Clap your hands while saying the Bible Words. Encourage your child to clap her hands and say the words with you.

Rain comes down, all around,
(wiggle fingers)
on my head and on my toes.

(touch head and toes)
Rain comes down, all around,
(wiggle fingers)
on my head and on my nose!
(touch head and nose)

Rhyme
Together

It's Raining!

Fill a plastic tub with water and punch holes in a few plastic bowls or containers. Show your child how to get water in a bowl or container, hold it up, and watch it rain. Remind her that Noah and the animals were on the boat when it was raining.

Raindrops

You will need a medicine dropper or a turkey baster for this activity. Put some water in a bowl. Show your child how to squeeze the bulb to fill and empty the dropper. Show her how to hold it high and make raindrops. For added fun, add a little blue food coloring to the water.


Things
to Do
Together

Family Together Time

for families of Toddlers & 2s

The Rainbow


Genesis 6:9–9:17



Lesson 9

Read
Together

Noah and the animals came out of the boat. God had put a beautiful rainbow in the sky. God had taken care of Noah. And Noah loved God.



Art by Kathryn Marlin

Bible Words

"I can love God"

(based on Deuteronomy 6:5).

Say the Bible Words. Then ask your child to say them with you. Have your child point to himself.

(Show a picture of a rainbow.)

Red, orange, yellow, green, and blue too. Colors in the rainbow, made for me and you!

Rhyme
Together

Colors of a Rainbow

Fill four clear jars with water. Add a different color of food coloring in three of the jars while your child watches. Have your child name the colors or you name them. In the last jar, add a drop of each color. Say, "Look at the pretty colors mixing together. That's like rainbows God gives us!"

Things
to Do
Together

Fun with Dough

Let your child have fun with some modeling dough. Show him how to roll the dough into long ropes. Make long ropes from a few different colors and put them together to form a rainbow. Say, "Look. There's a rainbow! God puts rainbows in the sky. God put a rainbow in the sky for Noah."

Family Together Time

for families of Toddlers & 2s

God Cares for Me When I'm Waking Up

Lesson 10

Psalms 121:5-8; 1 Peter 5:7



Read
Together

The sun is coming up. Look! The little boy is waking up. He knows that God cares for him when he's waking up.



Art by Kathryn Marlin

Bible Words

"God cares for me"
(based on 1 Peter 5:7).

Pat the Bible as you say the Bible Words. Invite your child to pat the Bible and say the Bible Words too.

(Sing to the tune of "Good Night, Ladies")
Good morning, _____. (child's name; rub eyes)
Good morning, _____. (stretch arms)
Good morning, _____. (rub eyes)
I'm glad you're waking up.
(clap hands to beat)

Sing
Together

Things
to Do
Together

Wake Up the Family

Let your child wake up another member of the family. Encourage her to go into the person's room, climb into the bed, and give the family members lots of hugs and kisses. Say, "God cares for _____ when she is waking up. And God cares for you when you're waking up too!"

Time to Wake Up!

As your child plays with dolls or stuffed animals, encourage her to put a doll or animal to bed. Then say, "It's time to wake up!" Have your child get the doll or animal out of bed, hold and rock it, and give the doll or animal a bottle. Remind your child that God cares for us as we are waking up.


Family Together Time

for families of Toddlers & 2s

God Cares for Me When I'm Eating

Lesson 11

Psalm 121:5-8; 1 Peter 5:7



Read
Together

Can you point to what the girl is eating? She is eating cereal and a banana. She knows that God cares for her when she's eating.



Art by Kathryn Marlin

Bible Words

"God cares for me"
(based on 1 Peter 5:7).

Hold a mirror while your child looks into it. Say the Bible Words and point to yourself. Invite your child to say the words and point to himself.

I like to eat bananas.
(hold a banana)

You like to eat them too.
(point to your child)

God cares for me when I'm eating.
(pretend to eat the banana)
And God always cares for you!
(point to your child)

Rhyme
Together

Small Chefs

Let your child help make a simple snack. Your child could help make cheese and cracker sandwiches or a trail mix of cereal, miniature marshmallows, and pretzels. As you and your child eat the snack, say, "God cares for us when we're eating."

Things
to Do
Together

Pudding Painting


Place a small amount of pudding on a large dish or tray. Encourage your child to use his hands to explore the pudding. As he touches and tastes the pudding, talk about all the foods he likes to eat. Remind him that God cares for him when he is eating.

Family Together Time

for families of Toddlers & 2s

God Cares for Me When I'm Playing

Psalms 121:5-8; 1 Peter 5:7



Lesson 12

Read
Together

It's fun to play! These two boys are playing with blocks and balls. They know that God cares for them when they are playing.



Art by Kathryn Marlin

Bible Words

"God cares for me"
(based on 1 Peter 5:7).

Say the Bible Words. Then ask your child to say them with you. Have your child point to herself.

(Sing to the tune of "This Is the Way" while your child plays.)

God cares for you when you're playing,
playing, playing.
God cares for you when you're playing.
Thank You, God.

Sing
Together

My Favorites

Set aside some time this week to play with your child. Let her choose some of her favorite things to play with. Play with her and enjoy the laughter and giggles. As you play, tell her that God cares for her when she's playing. Sing the song suggested in "Sing Together."

Things
to Do
Together

Box Bowling


Collect a few empty food boxes and set them close together on the floor. Show your child how to knock down the boxes by rolling or tossing a ball at them. She will be ready to knock them down again almost before you can set them up!

Family Together Time

for families of Toddlers & 2s

God Cares for Me When I'm Sleeping

Psalms 121:5-8; 1 Peter 5:7



Lesson 13

Read
Together

The sky is dark. Shh! The little girl is asleep. She knows that God cares for her when she's sleeping.



Art by Kathryn Marlin

Bible Words

"God cares for me"
(based on 1 Peter 5:7).

Say these words and ask your child to point to himself. Clap hands when done and say, "Yeah! God cares for me!"

God cares for me.

(point to self)

God cares for you.

(point to your child)

When we are sleeping

(rest head on hands)

all the night through.

Sing
Together

Time for Bed

Have your child choose a favorite stuffed animal or doll. Encourage him to put the animal or doll to bed using your family's nighttime routines. Your child may want to show the animal or doll a book, sing a song, or give kisses. As you tuck your child into bed, tell him that God cares for him when he's sleeping.

Things
to Do
Together

Flashlight Fun

Allow your child to take a flashlight to bed. Turn out the room lights. Have fun shining the light on the walls, letting it glow beneath the blanket, and covering it with your hands. Tell your child that God is always with him, even when it's dark outside and he is sleeping.