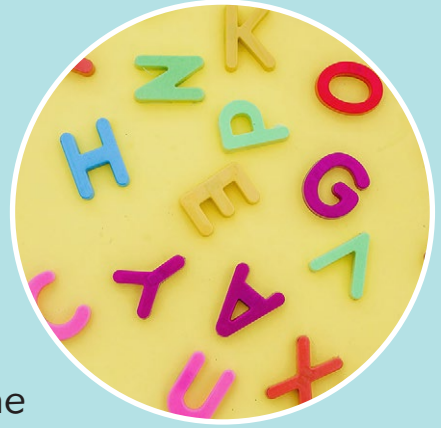


# ♥ Faith & Family

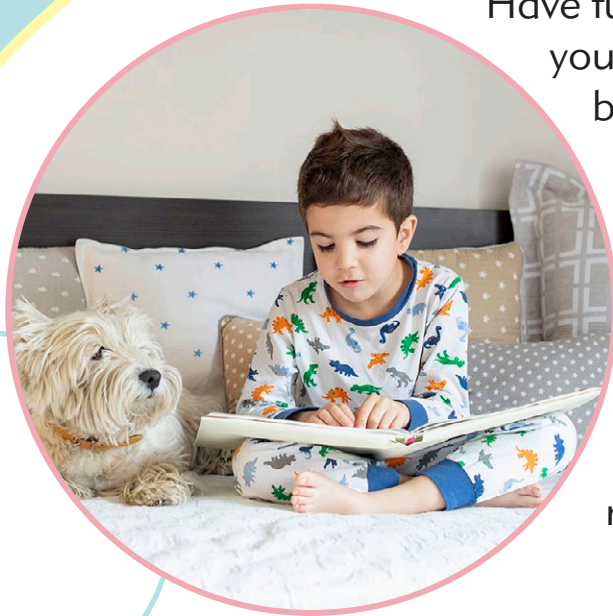
## FAMILY OUTING

Here's a game you can play in the car, at home, or anywhere! As a family, play the God Is . . . alphabet game. Work together to complete the sentence "I believe what God says because God is \_\_\_\_\_," filling in a word or words that start with each letter of the alphabet (awesome, big, caring, divine, everywhere, Father, etc.). Start at the beginning of the alphabet and repeat all the descriptive words each time you add a new word.



## GAME TIME!

Have fun with your family, thinking about what you believe. Take turns telling short stories, both made-up and true. (You might want to set a time limit on the length of the story each person can tell.) Include Bible stories and stories about yourself or imaginary characters. Decide together which stories you believe and which ones you do not believe. Discuss the difference between the truth and made-up or untrue stories.



## LOOK IN THE BOOK

Read together this week's Bible story from Numbers 13; 14:5-9.  
Remember, **We can believe what God says.**

# ♥ Faith & Family

## FAMILY CREATIONS

Using paper plates, construction paper, scissors, markers, and other craft supplies, make fun clocks you can display around the house. Help younger children practice telling the time. One person can ask, "What time is it?" Another family member can answer by reading the clock. ("It's 8:00.") Then both should say together, "God is always with us!"



## GAME TIME!

In a family Bible, read Joshua 1:1-5. Talk about God's promise to Joshua. Play a game of charades. Ask family members to act out scary situations, such as loud storms, meeting a big dog, being alone in a dark room, going to the doctor, and so forth. At the end of the game, remind your family that no matter what scary situations they may face, God is always with them.



## LOOK IN THE BOOK

Read together this week's Bible story from Deuteronomy 31:1-8, 14-23; 34:1-9; Joshua 1. Remember, **We Know God is always with us.**

# ♥ Faith & Family

## FAMILY CREATIONS

Gather in the kitchen and bake a batch of cupcakes. Read and talk about obeying the directions. What would happen if you did not add the eggs? What would happen if you did not bake the cupcakes long enough or if you baked them too long? As the cupcakes cool, discuss why it's important to obey directions. Then have fun eating your cupcake creations!



## TOGETHER TIME!

As a family, act out the story of Joshua obeying God at Jericho. Read Joshua 5:13–6:20 in a family Bible.

See how tall you can build the walls of Jericho, using boxes, large blocks, or other supplies you have at home.

March around the walls, or march toy people around the walls. Shout some praises to God, and then let the walls fall down!



## LOOK IN THE BOOK

Read together this week's Bible story from Joshua 5:13–6:20. Remember, **We should choose to obey God.**

# ♥ Faith & Family

## CARE & SHARE

Think of a project your family can do to serve others. Does someone in your neighborhood need help weeding a flower bed? Is there an older couple who need groceries bought and delivered to their home? Do you have fresh vegetables you can pick from your garden and share with others? Remember that we can serve God by serving others.



## FAMILY OUTING

Read what Joshua did in Joshua 24:25-27. Take a family hike and try to find a large stone you can take home. Provide paint and paintbrushes or permanent-ink markers. Encourage family members to write on the stone ways your family can serve God. Display the stone where your family will be reminded to serve God. (If you can't find an actual stone, stuff a large paper bag with newspaper. Seal it with masking tape and paint it brown or gray to look like stone.)



## LOOK IN THE BOOK

Read together this week's Bible story from Joshua 24:1-27.  
Remember, **We should choose to serve God.**

# ♥ Faith & Family

## GAME TIME!

Make a game out of family jobs and help one another do jobs the right way. Think of one task each family member must do, such as make a bed, wash and dry dishes, or fix something that is broken. Do the jobs together. Time how long it takes to complete each task. Talk about what is involved in doing each task the right way.



## TOGETHER TIME!

In a family Bible, read Judges 4:1-10. Talk about how Deborah helped Barak obey God. Spend time discussing as a family the difference between right and wrong. Name situations in which family members might need to make choices between right and wrong—choosing TV programs, visiting Internet websites, choosing friends to be with. Encourage family members to ask for help when it is hard to decide between right and wrong.



## LOOK IN THE BOOK

Read together this week's Bible story from Judges 4:1-16, 23, 24. Remember, **We can work together and obey God.**

# ♥ Faith & Family

## FAMILY OUTING

It's not easy to be brave. Take a walk together. Talk about situations you might encounter that could be scary—meeting a growling dog, hearing a siren, and so on. Talk about what makes the situations scary. Don't let any family member laugh at or belittle another person for having a certain fear. End the walk with a prayer time. Ask God to help each person in your family face his or her fears. Remember, God is with each of us all the time.



## TOGETHER TIME!

Look through a picture Bible and identify brave people and times in the Bible when bravery was needed. Some examples are David when he faced a giant with only a slingshot and five stones, Daniel when he was thrown into a den filled with hungry lions, and Jesus when a crowd of people wanted to kill Him. Talk about times when each person in your family might need to be brave like the Bible people named.



## LOOK IN THE BOOK

Read together this week's Bible story from Judges 6:1, 7-16, 36-40; 7:1-22. Remember, **We can be brave because God is with us.**

# ♥ Faith & Family

## FAMILY CREATIONS

Get a large poster board and markers. Draw a calendar for the coming week, listing each day of the week in a separate row. Give each family member a marker of a different color. Have family members take turns writing on the calendar daily jobs they have to do. Each day, pray and ask God to help the people in your family as they work hard and do their best at the jobs they have.



## FAMILY OUTING

Read Ruth 2:2-7, 14-18 in a family Bible. Give each family member a pair of work gloves or disposable gloves. Take a trash bag and go for a walk together. As you walk, work together to pick up trash along the way. Talk about how Ruth must have felt walking in the field, bending over and picking up grain all day long. Discuss how your family can be faithful in helping each other—and faithful to God.



## LOOK IN THE BOOK

Read together this week's Bible story from Ruth 1, 2. Remember, **We should be faithful to God and others.**

# ♥ Faith & Family

## FAMILY OUTING

As your family is traveling in the car, read road signs together. How many different road signs can you find? Have paper and markers available and draw some of the signs you see. What shapes are the signs? What colors are the backgrounds on the signs? What do the different signs mean, and why are they posted? Discuss why it is right to obey the signs. Why is it always good to obey and do what is right?



## CARE & SHARE

Read Jonah 1:1-3 in a family Bible. Jonah made a wrong choice when he decided not to go to Nineveh and tell the people about God. Talk about someone you know who needs to hear about God's love. Maybe a family member is sick and needs to be reminded that God is near. Maybe a friend is having problems at school and needs some help. As a family, decide how you can choose to do right and tell someone about God.



## LOOK IN THE BOOK

Read together this week's Bible story from Jonah 1; 2:1, 2, 9, 10; 3. Remember, **We should choose to obey God.**

# ♥ FAITH & FAMILY

## TOGETHER TIME!

The Bible is a book of promises. Together, look in the Bible and find promises God has made and kept, such as not destroying the earth with a flood again, sending Jesus to be our Savior, and so forth. On colorful notes, write some of the promises God made. Display the notes around your house. Thank God for keeping all His promises.



## FAMILY CREATIONS

In a family Bible, read 1 Samuel 1:9-11. Talk about the promise Hannah made to God. Give two or three index cards to each family member. Encourage family members to use the cards to make promise coupons they can give to others in the family. Each coupon can name something the person promises to do for someone else in the coming week. (Examples: I promise to fold a load of clothes for Mom. I promise to play a game with Angelica.) Whenever a promise is kept, draw a star on the coupon and post it on the refrigerator. At the end of the week, have a promise party and celebrate promises kept.



## LOOK IN THE BOOK

Read together this week's Bible story from 1 Samuel 1.  
Remember, **We should keep our promises to God.**

# ♥ Faith & Family

## GAME TIME!

As a family, play an obeying game similar to the game of Simon Says. Have family members stand as far away as possible from the leader. If the leader says "Obey me and take three steps," family members can take the steps. If the leader doesn't say "Obey me" before giving an instruction and a player does it anyway, that player has to go back to the start line.



## FAMILY CREATIONS

From a family Bible, read 1 Samuel 3:1-10. Talk about how both Eli and Samuel knew it was important to listen to God. Provide crayons or markers and art paper.

Challenge each family member to create a poster about listening to God that can be displayed in your home. The posters can feature simple mottos, such as "Listen to God today," or they can illustrate ways to listen to God, such as praying, reading the Bible, learning from parents, and so on. (For younger children, you may want to provide pictures of people listening that can be cut out and glued to art paper.)



## LOOK IN THE BOOK

Read together portions of this week's Bible story from 1 Samuel 2:18, 21, 26; 3:1-10, 19-21; 4:1; 7:15-17. Remember, **We should listen to and obey God.**

# ♥ Faith & Family

## FAMILY CREATIONS

In a family Bible, read 1 Samuel 8:1-8; 10:1. Talk about how Saul became king of Israel and how the people had to obey him. Provide scissors, construction paper, tape, glue sticks, sequins, and other supplies for making a paper crown. Together, make a crown that will represent obeying God. Each day, crown someone king or queen for the day, rewarding family members who are seen obeying in some way.



## FAMILY OUTING

Gather some travel brochures or go online and find information about local places your family can visit. Choose a place where you can go, or choose a place where your family would like to go someday. Talk about any rules you would need to obey when traveling to and from that place and while at the location. Pray together and ask God to help you to obey His rules for safe living. Then go on your outing and have some family fun (even if it's taking an imaginary trip together to some far-off destination).



## LOOK IN THE BOOK

Read together this week's Bible story from 1 Samuel 8:1-10:1. Remember, **God can help us make right choices.**

# ♥ Faith & Family

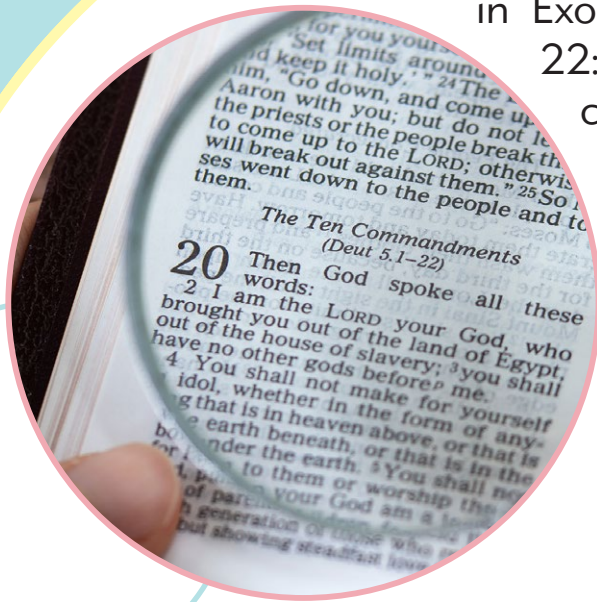
## FAMILY OUTING

Take a family walk through your town or neighborhood. Discuss rules that are unwritten, but should be followed in different locations, such as no littering in the park, be quiet in the public library, and no stealing at the grocery store. Talk about reasons why there are rules at each place and why it is important to obey them. Thank God for providing rules that protect us and keep us safe.



## TOGETHER TIME!

In a family Bible, read the 10 Commandments in Exodus 20:1-17. Then read in Matthew 22:34-40 what Jesus said about the greatest commandments. Explain that reading the Bible is listening to God. Pray that you and your family can obey God's rules. Tell God which rules are difficult to keep. Thank God for His love and forgiveness when you break one of His rules. Ask God to help each family member learn to love Him and others more.



## LOOK IN THE BOOK

Read together this week's Bible story from 1 Samuel 15:1-22, 28.  
Remember, **We should always obey God.**

# ♥ FAITH & FAMILY

## TOGETHER TIME!

In a family Bible, read 1 Samuel 16:7. Talk about how God is not concerned with how a person looks on the outside. Take turns describing different people by their “hearts,” or their character, instead of their physical appearance. Write on a paper heart the name of each person you describe. Pray for these people. Ask God to help your family so that others will see your hearts full of His love.



## CARE & SHARE

It's not always easy to help someone who is older, someone who has a disability, or someone who you don't really know. But it can be the most rewarding! Think of someone your family can help this week. Maybe you could visit a person in a retirement home or hospital. Maybe you could make cards and send or give them to someone. Maybe you could work together to earn money and then buy a special bouquet of flowers to cheer someone. Challenge your family to choose someone with whom you wouldn't normally share.



## LOOK IN THE BOOK

Read together this week's Bible story from 1 Samuel 16:1-13. Remember, **We can choose to obey God even when it's hard.**