

Family Together Time

For families with children ages 3 to 6

Lesson 1

An Angel Brings Special News: Matthew 1:18-24, Luke 1:26-38, 46, 47

Family Talk

Keeping Christ the center of your life is the most important gift you can give your

children. In this week's Bible Time, your child learned about Jesus' birth announcement from the angel Gabriel to Mary, and the angel's confirmation to Joseph. How can you continue to teach and apply this special story within your home?

Set aside time, as a family, to assemble figures from a manger scene. Using the figures, re-enact Gabriel appearing to Mary and Joseph. Stress how God cared for Jesus every moment He was on earth. Teach your children that God cares for them in the same way. Pray and thank God for His great news of comfort and joy.

Daily Talks with God

Use these thoughts at mealtimes, bedtimes, or other times when you pray with your child this week.

Thank You, God, for the angel Gabriel, who shared special news with Mary and Joseph.

God, Jesus was a special baby!

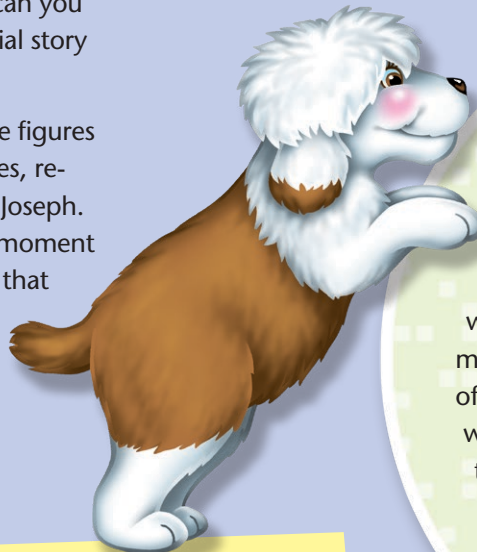
Bible Memory FUN

Luke 2:10, 11

Find these verses in a family Bible. Together, practice saying the Bible words. Knock on a door and greet one another with the Bible words.

This week, help your child remember:

Jesus was a special baby.



Family Fun...

Special News Cards. Gather construction paper, stickers, and washable markers or crayons. As a family, make cards that share the special news of Jesus. Choose a nursing home filled with individuals who would be thrilled to receive such special news cards. If possible, hand deliver the cards.

Articles by
Wendy Wagoner



Family Together Time

For families with children ages 3 to 6

Lesson 2

A Special Baby Is Born: Luke 2:1-7

Family Talk

Just as Mary praised God for Jesus' birth, you can help your child learn

to praise God and be excited about Jesus' coming to earth. Teach simple songs about the birth of Jesus, either by playing selected songs from Christian CDs or by singing them. Sing these songs after dinner or in the car while viewing outdoor nativity displays.

Sing the songs for your neighbors or people in a local nursing home. After singing, hand out candy canes (which are J-shaped) with a simple note attached to each one that reads, "J is for Jesus. Thank You, God, for Jesus!" Remember to spend special time as a family praising Jesus.

Daily Talks with God

Use these thoughts at mealtimes, bedtimes, or other times when you pray with your child this week.

Dear God, thank You for protecting Joseph and Mary as they traveled from Nazareth to Bethlehem.

Thank You, God, for the good news of Jesus!

Bible Memory FUN

Luke 2:10, 11

Find this verse in a family Bible. Pick a road that is commonly used during the week and name it Bethlehem Lane. Every

time the road is traveled, say the Bible words together.

This week, help your child remember:

We are happy and thankful Jesus was born.



Family Fun...

Birthday Party. Plan and have a party thanking God for Jesus! Make a cake or a special dessert as a yummy treat. Help your child make decorations on or around the table. You might want to invite another family or friends to celebrate with you. Sing songs together, praising God because Jesus was born. Hide a doll wrapped in cloth. Allow the children to go and search for baby Jesus.

Articles by
Wendy Wagoner



Family Together Time

For families with children ages 3 to 6

Lesson 3

Shepherds Hear Special News: Luke 2:8-20

Family Talk

Have you ever wondered how people reacted when the shepherds told

what they had seen and heard the night Jesus was born? Did the people laugh at the shepherds? Were the people excited?

Telling about Jesus can be scary because we may not know what to say and we do not know how people will react. As a family, find pictures of baby Jesus that children can show to others. Make up and learn a simple rhyme about Jesus' birth. Practice showing the pictures and saying the rhyme to one another.

Next, make a list of some safe people children can talk to about Jesus. Think of people who need to know about Jesus. Then like the shepherds, tell what you have seen and heard.

Bible Memory FUN

Luke 2:10, 11

Find these verses in a family Bible. Make sheep-shaped pancakes for breakfast. While preparing the pancakes, practice the Bible words that were spoken to the shepherds while caring for the sheep.

This week, help your child remember:

We can tell others Jesus is special.



Family Fun...

Shepherds' Hunt. As a family, write a list of questions about shepherds.

What do shepherds do? Where do shepherds live? How many sheep can a shepherd take care of at one time? Take a family trip to a local library to discover the answers to your questions. Find children's books that show pictures of and give fun facts about shepherds. Search the books together and show each other what you find.

Daily Talks with God

Use these thoughts at mealtimes, bedtimes, or other times when you pray with your child this week.

Thank You, God, for shepherds who hurried to see Jesus.

Help me, God, to tell my friends about Jesus.

I am happy a Savior was born!

Articles by
Wendy Wagoner



Family Together Time

For families with children ages 3 to 6

Lesson 4


Wise Men Worship a Special Baby: Matthew 2:1-11



The wise men brought gifts to Jesus because they knew

He was a special gift from God. Help your children learn to worship Jesus by giving gifts to others. Choose a family giving project. Collect clothing or toys and sponsor a child in a homeless shelter. Buy presents for children of prison inmates, or send a shoe box of needed items to a child in a developing nation. Do this throughout the year and not just during this lesson.

Talk about why we give to others—to show our love for Jesus. Helping your child focus on giving to others will lessen the focus on wanting so much for self.



Luke 2:10, 11

Find these verses in a family Bible. Attach a paper star to the top of a doorframe in your family room. Family members can say the Bible Memory whenever they enter

the room and pass under the star.

This week, help your child remember:

We can worship Jesus.



Sharing Artwork. Ask your child what she thinks the wise men saw when they looked to the star. Talk about how bright the star might have been above Bethlehem. Read Matthew 2:10, 11. Give your child a black sheet of paper and have her draw with a piece of chalk what the wise men might have seen when they were traveling. Display your child's artwork proudly.



Use these thoughts at mealtimes, bedtimes, or other times when you pray with your child this week.

I am thankful for wise men who traveled to give gifts to baby Jesus.

God, thank You for sending the star that guided the wise men.

I will worship Jesus too!

Articles by
Wendy Wagoner



Family Together Time

For families with children ages 3 to 6

Lesson 5

Jesus Teaches About Pleasing God: Matthew 5:1, 2, 43, 44; 6:3, 4, 6, 26, 28, 33; 7:12

Family Talk

How can we know what God wants us to know and

do? God speaks clearly in His Word, telling those things He wants us to do to please Him. Jesus said, "Love your neighbors and pray for people who don't like you." When we care about others, we please God.

Watch for times when loving actions are demonstrated in your home. Be ready to encourage family members who initiate those actions. As we embrace the teachings of Jesus, we show our love for God.

Daily Talks with God

Use these thoughts at mealtimes, bedtimes, or other times when you pray with your child this week.

Thank You, God, for people who teach me how to please You.

I want to help others and please God!

God, help me treat others the way I want to be treated.

Bible Memory FUN

John 14:23

Find this verse in a family Bible. Roll a ball back and forth together, repeating the Bible words as the ball goes from one pair of hands to another.

This week, help your child remember:

We can please God.



Family Fun...

Gifts of Time. On individual slips of paper, write activities that take time to do for others. (Examples: Play with a younger sibling. Play a game your friend chooses. Help another family member do a family chore.) Place the slips of paper in a jar. Talk about Jesus' teaching that we should give to others. Encourage your preschooler to choose one slip of paper each day and give a gift of time to someone.

Articles by
Wendy Wagoner



Family Together Time

For families with children ages 3 to 6

Lesson 6

Jesus Teaches About Giving: Matthew 6:3, 4; Mark 12:41-44

Family Talk

Children have a natural curiosity when it comes to learning about money.

At first, children think that having a lot of pennies or one big quarter means having a lot of money. They may think that a nickel is worth more than a dime because it is bigger.

At an early age, and with your help, your child can develop wise money habits that please God. Purchase three colorful envelopes. Label the envelopes: God's Money, Savings, My Money. Each week, give your child a small allowance. Show your child how to put 10 percent in the envelope marked God's Money. Do this first. Then put 40 percent in the Savings envelope and 50 percent in the My Money envelope. Together, thank God for all that He gives us.

Daily Talks with God

Use these thoughts at mealtimes, bedtimes, or other times when you pray with your child this week.

I give to God because I love Him!

God, help me to obey Your teaching.

Thank You, God, for the woman who gave her two coins at the temple-church.

Bible Memory FUN

John 14:23

Find this verse in a family Bible. Trace the outline of your child's hand on a sheet of paper. Tape coins in the palm of the

handprint. Say the Bible Memory as each coin is taped on.

This week, help your child remember:

We can give to God.



Family Fun...

Giving to God. Together as a family talk about how important it is to give to God. Explain what it means to give money to the church. How do the church leaders use the money? Talk about how important it is to take care of God's house and His workers. Make a thank-you card to send to the elders of your congregation. Thank them for helping to care for God's money.

Articles by
Wendy Wagoner



Together Time

Jesus Teaches About Praying: Matthew 6:6; Luke 11:1-4

Family Talk

Today your child learned about the importance of praying to God.

You can help your child apply this lesson. Talk with your child about the different kinds of prayers we offer to God: We praise God. We thank God for what He does. We tell God we are sorry when we make wrong choices. We ask God for His help.

While God knows everything, He desires to hear from His children. God wants His children to recognize their needs and acknowledge their dependence on Him. As you pray with your child, demonstrate the different ways to pray. Allow your child to hear you praying, just as Jesus' followers heard Him pray.

Daily Talks with God

Use these thoughts at mealtimes, bedtimes, or other times when you pray with your child this week.

Dear God, Your name is holy and special.

Thank You, God, for hearing me when I pray.

God, thank You for always being with us.

Bible Memory FUN

John 14:23

Find this verse in a family Bible. Post the words throughout your house. Each time you and your child see the words, stop what you are doing, say the

Bible Memory, and say a thank-You prayer to God.

This week, help your child remember:

We can pray to God.



Family Fun...

Prayer Jar. Sit together and talk about people, events, and issues to pray for.

Write each prayer need on an individual slip of paper. Decorate a glass jar with stickers, paint, or permanent markers. Label the jar as your Prayer Jar. Fold the prayer slips and place them inside the jar. Choose a specific time when you will pull out a prayer slip and pray together every day.

Articles by
Wendy Wagoner



Family Together Time

For families with children ages 3 to 6

Lesson 8


Jesus Teaches About Helping: Matthew 7:12; Luke 10:25-27



Developing a habit of demonstrating kind acts and using kind

words is an important part of the growth process for children. In order for this growth to take place, kindness must be modeled in the home. In our fast-paced world, it is easy to overlook even simple acts and words of kindness.

Kindness requires an investment of time and energy. Take advantage of opportunities to demonstrate kindness this week. Say please and thank you. Serve someone an unexpected drink of hot chocolate. Give a compliment. The investment of your time and energy will benefit your family for years to come. Continue to focus on kindness until it becomes a regular part of home activities.



John 14:23

Find this verse in a family Bible. Together as a family, make up a song or cheer that includes the Bible Memory. Sing the song or say the cheer throughout the week.

This week, help your child remember:

We can help others.



Act of Kindness. As a family, choose a way to show kindness to someone in your neighborhood this week. Is there an elderly woman who needs help with a specific chore? Would someone benefit from a home-cooked meal? Explore the possibilities of people who need help, and then act with kindness on that area of need.



Use these thoughts at mealtimes, bedtimes, or other times when you pray with your child this week.

Thank You, God, for helping me.

God, help me to obey Your teaching.

I want to help others like the man from Samaria did!

Articles by
Wendy Wagoner



Family Together Time

For families with children ages 3 to 6

Lesson 9

Jesus Teaches About Sharing: Luke 12:13, 16-21

Family Talk

This week's Bible lesson taught the importance of sharing with

others. As a parent, you will need to teach your children how to share and be generous. Ask each family member for ideas about sharing with one another. Talk about ways to be generous during everyday activities. Post a list of the ideas suggested. Each day, choose and put into practice one of the ideas. (Example: Today is Share a Snack Day.)

Practice generosity and hospitality as a family. Invite people to your home for dinner or dessert. Have the children participate by greeting guests, taking their coats, or bringing drinks to them. Together, make giving projects a regular part of your family life.

Daily Talks with God

Use these thoughts at mealtimes, bedtimes, or other times when you pray with your child this week.

God, help me not to be selfish.

God, thank You for the lesson Jesus taught about sharing with others.

I love You, God!

Bible Memory FUN

John 14:23

Find this verse in a family Bible. Print the verse on a chalkboard or marker board. Throughout the week, have family members take turns in

leading as the family says the verse together.

This week, help your child remember:

We can share with others.



Family Fun...

Sharing Soup. Collect cans of soup for a local food bank. Think of chores the children can do to earn money for purchasing cans of soup. Shop together and allow children to select the kinds of soup they want to purchase for giving to others. Together, take the cans to a food bank. If possible, work in a soup kitchen with your child, allowing him to see firsthand how sharing helps people in need.

Articles by
Wendy Wagoner



Family Together Time

For families with children ages 3 to 6

Lesson 10

Two Friends Follow Jesus: John 1:43-49


Family Talk

In this week's Bible lesson, your child learned about Jesus choosing His first followers. You can

help your child learn to follow Jesus too, even as a preschooler.

Read or tell stories about men and women who, like the disciples, chose to follow Jesus full time. Tell about ministers, people on your church staff, and missionaries—preferably people you know. Talk about ways your child can follow Jesus full time too. While your child can't go to Africa as a missionary might do, she can pray to Jesus, read the Bible, go to church, and give money to help the missionaries.

Most importantly, talk about ways your child can follow Jesus by imitating Him—loving others, sharing, and thinking of others before herself.



Bible Memory FUN

Matthew 4:19

Find this verse in a family Bible. Take turns saying the Bible words to one another, using different voice inflections and hand motions.

This week, help your child remember:

Jesus wants us to tell others about Him.

Family Fun...

Follow the Leader. Pick a leader and let her lead in this familiar children's game.

Everyone in the family is to follow her lead, whether she walks silly, does a dance, or makes funny faces. Let everyone have a turn as leader, even Mom and Dad. Afterward, talk about how Jesus is our one true leader. We are to follow Him and love people as He did.

Daily Talks with God

Use these thoughts at mealtimes, bedtimes, or other times when you pray with your child this week.

Jesus, I want to follow You like the friends in our Bible story did.

Thank You, God, for my friend _____ (name).

Jesus really *is* the Son of God!

Articles by
Wendy Wagoner



Family Together Time

For families with children ages 3 to 6

Lesson 11

Fisherman Follow Jesus: Luke 5:1-11

Family Talk

Teaching children to obey is an important part of the parenting process. Children

need to learn at an early age the importance of being obedient. They need to know that sometimes being obedient can be difficult, especially when friends and other people around them are not obeying.

Invest time in discussing the rules for your home. When possible, encourage children to be a part of the process of establishing family rules. Then be consistent in enforcing the rules. Reward a child with encouragement and affirmation when rules are obeyed and followed. Follow up any disobedience with the appropriate consequence. Remember that a commitment to obey God's rules will help your child obey rules at home, at school, and throughout his life.



Bible Memory FUN

Matthew 4:19

Find this verse in a family Bible. Hide cutout paper fish around the room. Whenever a fish is found, shout the Bible Memory.

This week, help your child remember:

Jesus wants us to obey Him.

Family Fun...

Role-play. Equip family members with a fishing net (a bedsheet) and paper fish. Using a couch as your fishing boat, pretend to be fishermen. Together, act out the Bible story found in Luke 5:1-11. Talk about how the boats were almost sinking because the nets were so full of fish. Discuss why the fishermen left their nets and followed Jesus.

Daily Talks with God

Use these thoughts at mealtimes, bedtimes, or other times when you pray with your child this week.

The fishermen's nets became full of fish.
God, You are great.

Help me, God, to follow and obey You.

Jesus is special. He is God's Son!

Articles by
Wendy Wagoner



Family Together Time

For families with children ages 3 to 6

Lesson 12

Mary and Martha Follow Jesus: Luke 10:38-42



How did you learn how to talk? How did you learn how to make your bed? Who taught

you how to ride a bike? The answer to most of these questions, and others like them, are your parents or other caregivers. You, in turn, are teaching your children and they will teach their children.

There are no lessons in life more important than those dealing with God and Jesus. You are your child's greatest teacher. Set aside a basket of laundry and read a Bible story picture book to your child. Shut down the computer screen and teach your child a favorite Bible verse. Passing on to your children your faith and belief in God will be the most important job you do today.

Daily Talks with God

Use these thoughts at mealtimes, bedtimes, or other times when you pray with your child this week.

I want to follow Jesus!

God, help me to be a good listener.

Help us to remember, God, how important it is to read the Bible.



Matthew 4:19

Find this verse in a family Bible. Hide cutout paper footprints within the pages of the Bible. Sit in a circle, and pass the Bible to each person. Whenever someone

finds a footprint, say the Bible Memory together.

This week, help your child remember:

Jesus wants us to learn about Him.



Bible Trivia. Make a list of Bible questions that are age-appropriate for various members of the family. For example: Who built an ark to be saved from a flood? Divide into two teams. Members of teams can take turns asking trivia questions of the opposing team. When the game ends, talk about how important it is to learn from God's Word.



Articles by
Wendy Wagoner



Family Together Time

For families with children ages 3 to 6

Lesson 13

Bartimaeus Follows Jesus: Luke 18:35-43; Mark 10:46-52



Listening to God and doing right are two important

aspects of a Christian's life. As a parent, it is important to let your child know that people can listen to and hear the teachings of God through reading His Word, the Bible.

Your child needs to see you reading God's Word. It is during one of those times that your child may ask, "What are you doing?" This teachable moment will give you the opportunity to answer, "I'm reading from the Bible and learning what God wants me to do." Your child will remember your example throughout his lifetime.


Daily Talks with God

Use these thoughts at mealtimes, bedtimes, or other times when you pray with your child this week.

Jesus had power to help Bartimaeus.

Thank You, God, that I can see (name a favorite object).

Dear God, please help (name of someone who has a special need).



Matthew 4:19

Find this verse in a family Bible. Make a family train by linking arms. Follow one another through the house and say the Bible words as you go.

This week, help your child remember:

Jesus wants us to follow Him.



Follow Me. Blindfold one person, representing Bartimaeus. Another family member can play the part of Jesus and call out his location. The blindfolded person must locate "Jesus" by listening to the voice. Other family members can help the blindfolded person find Jesus. After everyone has had a turn being Bartimaeus, talk about how it felt to be blind. How did it feel to be able to see again?

Articles by
Wendy Wagoner

