


# Family Together Time

for families of Toddlers & 2s



## Joseph and Mary Loved Jesus

Lesson 1

Luke 1:26-38; 2:1-20; Matthew 1:18-2:12

Read  
Together

Here is Mary. Here is Joseph. An angel told Mary and Joseph they would have a baby! They were very happy!



Art by Mary Bausman

### Bible Words

**"Jesus was born"**  
(Matthew 2:1).

Let your child hold Mary and Joseph figures from a nativity set. Pat the Bible as you say the Bible Words.

Mommy loves you.  
Daddy loves you.  
Joseph and Mary loved Jesus too.

Rhyme  
Together

Things  
to Do  
Together

### I Love You!


As you wash, feed, cuddle, dress, and play with your child, say things such as, "Joseph and Mary washed baby Jesus. Joseph and Mary loved baby Jesus. And I love you!"

### Bedtime

Before bedtime, give your child a doll and help her wrap the doll in a blanket. Say, "Let's pretend this is baby Jesus. You are His mommy." Sing your child's favorite lullaby while she rocks the doll. Then help her put the doll to bed. Say, "Jesus was born. We love Jesus."

# Family Together Time

for families of Toddlers & 2s



## Baby Jesus Was Born

Lesson 2

Luke 1:26-38; 2:1-20; Matthew 1:18-2:12

Read  
Together

Jesus was born. Here is baby Jesus. Happy birthday, Jesus! Mary and Joseph loved baby Jesus.



Art by Mary Bausman

### Bible Words

**"Jesus was born"**  
(Matthew 2:1).

Let your child hold a baby Jesus figure from a nativity set. Pat the Bible as you say the Bible Words.

(Sing to the tune of "London Bridge")  
Happy birthday, Jesus, Jesus, Jesus.  
Happy birthday, Jesus.  
Happy birthday!

Sing  
Together

### Birthday Cakes for Jesus

Make cupcakes with your child, and let her put a candle in each one. Sing the birthday song to Jesus before enjoying the cupcakes.

Things  
to Do  
Together

### Photo Album Fun

Get out your child's baby album, and enjoy looking at the baby pictures together. Say, "You were a baby. Jesus was a baby too." Pay special attention to photos of birthday parties. Say, "We said happy birthday to you. We can say happy birthday to Jesus too!"




# Family Together Time

for families of Toddlers & 2s

## Shepherds Visited Jesus

Lesson 3

Luke 1:26-38; 2:1-20; Matthew 1:18-2:12



Read  
Together

Here are two shepherds.  
Here is an angel. The  
angel is telling the  
shepherds some happy  
news. Jesus was born!



Art by Mary Bausman

### Bible Words

**"Jesus was born"**  
(Matthew 2:1).

Let your child hold a  
shepherd figure and an angel  
figure from a nativity set. Pat  
the Bible as you say the  
Bible Words.

(Sing to the tune of  
"Mary Had a Little Lamb")

The angels had some happy news,  
happy news, happy news.  
The angels had some happy news.  
Jesus was born.

Sing  
Together

Things  
to Do  
Together

### Finding Baby Jesus


Wrap a doll in a blanket, and hide it in your home. Say, "Let's look for baby Jesus." Walk with your child around your home. Say, "Where is baby Jesus?" Then lead your child to the place where the doll is hidden. Say, "We found baby Jesus. The shepherds found baby Jesus too."

### Hide-and-Seek

Have a family member help your child hide somewhere in your home. Then search for your child. When you find your child, say, "I was looking for you. I found you! The shepherds were looking for Jesus. They found Him too!"

# Family Together Time

for families of Toddlers & 2s



Lesson 4

## Wise Men Worshipped Jesus

Luke 1:26-38; 2:1-20; Matthew 1:18-2:12

Read  
Together

Here are two wise men.  
Here is a star. The wise  
men followed a star to  
see Jesus. They were  
happy to see Jesus.



Art by Mary Bausman

### Bible Words

**"Jesus was born"**  
(Matthew 2:1).

Let your child hold a wise  
man figure from a nativity  
set. Pat the Bible as you say  
the Bible Words.

(Sing to the tune of "London Bridge")  
Look for Jesus, follow the star,  
follow the star, follow the star.  
Look for Jesus, follow the star.  
Wise men found Him.

Sing  
Together

Things  
to Do  
Together

### Special Star

Find a window in your home that has a good view of the stars. Or  
bundle your child up and go outside together. Say, "Can you see  
the stars? The wise men followed a star to find Jesus. Jesus was  
born."

### Find the Star

Hide some large construction paper stars in a room, making sure  
parts of the stars are showing. Help your child look for the stars. Say,  
"The wise men followed a star to find baby Jesus."




# Family Together Time

for families of Toddlers & 2s

## God Gives Me Food


Matthew 5:1, 2; 6:25-34



Lesson 5

Read  
Together

God gives us red apples to eat. Apples are crunchy and sweet. God gives us good food to eat. Thank You, God!



Art by Kathryn Marlin

### Bible Words

**"God gives me good things"**  
(based on Matthew 7:11).

Pat the Bible as you say the Bible Words. Invite your child to pat the Bible and say the words too.

God gives me food to eat,  
*(rub belly)*  
like apples that are sweet,  
*(hold an apple)*  
and carrots, orange and long,  
*(hold a carrot)*  
so I'll grow big and strong!  
*(reach up high)*

Rhyme  
Together

### Preparing a Meal

Have your child help you prepare part of a meal. Your child could help by adding some flour, stirring batter, or pushing vegetables from a cutting board into a bowl. While you are working, talk about all the good food God gives us.

Things  
to Do  
Together

### Grocery Store Fun


Take your child to the produce section of a grocery store. Look at the variety of fruits and vegetables. Remind your child that God gives us shiny red apples and crunchy orange carrots. This might be a good time to buy a new fruit or vegetable for your child to try.

# Family Together Time

for families of Toddlers & 2s

## God Gives Me Clothes

Matthew 5:1, 2; 6:25-34



Lesson 6

Read  
Together

The boy is wearing a shirt and pants. Can you point to them? The girl is wearing a dress. Can you point to it? God gives us clothes to wear.



Art by Kathryn Marlin

### Bible Words

**"God gives me good things"**  
(based on Matthew 7:11).

Clap your hands while saying each of the Bible Words. Invite your child to join in clapping and saying the words.

For shirts and pants, (*touch each*)  
sock and shoes, (*touch each*)  
for clothes, God,  
we thank You! (*fold hands*)

Rhyme  
Together

### Folding Laundry

Let your child help with laundry. Show your child how to fold a pair of socks together or fold a shirt. While you fold clothes together, say, "I'm glad God gives us clothes to wear. Our clothes keep us warm and dry."

### Which One?

When it's time to dress your child, let your child choose between two outfits. After your child makes a choice, help her get dressed. As you name the different pieces of clothing your child is wearing, ask her to point to them. Remind your child that God gives us clothes.

Things  
to Do  
Together




# Family Together Time

for families of Toddlers & 2s

## God Gives Me a Home

Matthew 5:1, 2; 6:25-34



Lesson 7

Read  
Together

God gives us homes to live in. Can you point to the house? God gives us homes to keep us safe and warm. Thank You, God, for giving us homes.



Art by Kathryn Marlin

### Bible Words

**"God gives me good things"**  
(based on Matthew 7:11).

Say the Bible Words. Point upward while saying "God" and point to yourself while saying "me." Repeat and invite your child to imitate your motions.

God gives me a home (*point upward*)  
where I stay. (*point to self*)  
I sleep in my home; (*pretend to sleep*)  
then I play. (*pat hands on legs*)

Rhyme  
Together

### Different Homes

As you drive or take a walk with your child, point out the different types of homes. Say, "There's a home that is really big. There's a home that is very small." As you come to your home, stop and thank God for giving your family a home.

Things  
to Do  
Together

### Dusting


While cleaning, give your child a dustcloth and simple instructions on dusting. Working side by side, talk about taking care of the home God has given your family. Stop and pray, "Thank You, God, for giving us a home."

# Family Together Time

for families of Toddlers & 2s

## God Gives Me Water

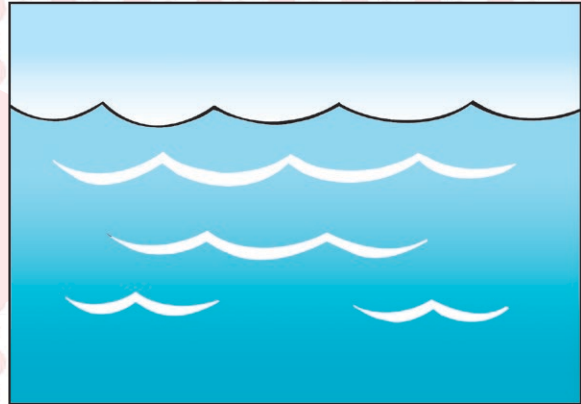
Matthew 5:1, 2; 6:25-34



Lesson 8

Read  
Together

God gives us water. Can you point to the water? Water is good to drink. And water is good to take a bath in. Thank You, God, for giving us water.



Art by Kathryn Marlin

### Bible Words

**"God gives me good things"**  
(based on Matthew 7:11).

Say the Bible Words and have your child look in a mirror. Say, "God will give you good things."

God gives me water to drink  
(pretend to drink)  
and to wash dishes in my sink.  
(pretend to wash a dish)  
The water falls from the sky  
(wiggle fingers down)  
to water the flowers so dry.  
(wiggle fingers down)

Rhyme  
Together

### Helping with Water

Ask your child to help you water plants or give water to your pet. Give your child a cup with some water. Show how to carefully pour the water over a plant or into your pet's water bowl. Remind your child that God gives us water.

Things  
to Do  
Together

### Water Play

Have your child sit in the tub. Provide various cups, bowls, and strainers as toys. While playing in the water, talk about how water keeps us clean. Say, "God gives us water. Thank You, God!"




# Family Together Time

for families of Toddlers & 2s

## God Gives Me Good Things

Matthew 5:1, 2; 6:25-34

Lesson 9



Read  
Together

God gives us good things. Can you point to the clothes on the girl? God gives us clothes. Can you point to the house? God gives us homes. Thank You, God!



Art by Kathryn Marlin

### Bible Words

**"God gives me good things"**  
(based on Matthew 7:11).

Put your hands around your child's hands and clap hands together while saying the Bible Words.

(Sing to the tune of  
"The Farmer in the Dell")

God gives me food.  
Yes, God gives me food.  
Thank You, thank You, thank You, God.  
God gives me food.

(Also sing about clothes, a home, and water.)

Sing  
Together

### Storybook Time

As you and your child enjoy some books together, point out some things God gives us. Say, "Look. There's some water. God gives us cool water. There's an apple. God gives us juicy apples. Thank You, God!"


Things  
to Do  
Together

### Pillowcase Fun

Put a few items in a pillowcase, such as an apple, banana, water bottle, and a piece of clothing. Have your child pull out one item at a time and name the item (or you can name it). Say, "That's an apple. God gives us apples." Do for each of the items in the pillowcase.

# Family Together Time

for families of Toddlers & 2s



Lesson 10

## God Made Babies

Genesis 1:27; 2:7, 18-22

Read  
Together

Here is a little baby! Can you point to the baby? God made the little baby with two eyes, two ears, a nose, and a mouth. Thank You, God!



Art by Kathryn Marlin

### Bible Words

**"God made people"**  
(based on Isaiah 45:12).

Say the Bible Words and ask, "Can you point to yourself? Can you point to me?" Clap hands when done and say, "Yay, God made people!"

God made babies *(hold a baby doll)*  
so sweet and small.  
Babies like to  
sit and crawl.

*(sit up the doll; then make it crawl)*

Rhyme  
Together

Things  
to Do  
Together

### Baby Care

Encourage your child to care for a baby doll. As your child washes, feeds, and changes the doll, talk about how you cared for your child when she was a baby. Pray and thank God for making babies and for making your child.

### The Cutest Baby Face

Get out your family photo albums, and look at your child's baby pictures. As you look at the photos, talk about all the things your child liked to do as a baby. Explain that God made your child and that God made all babies.




# Family Together Time

for families of Toddlers & 2s

## God Made Bigger Children

Genesis 1:27; 2:7, 18-22

Lesson 11



Read  
Together

Here is a girl. Can you point to the girl? She is bigger than a baby. She is growing bigger. God made bigger children. Thank You, God!



Art by Kathryn Marlin

### Bible Words

#### "God made people"

(based on Isaiah 45:12).

Let your child look at some pictures of people in magazines. Say the Bible Words while encouraging your child to point to the pictures of people.

(Sing to the tune of  
"Are You Sleeping?")

God made children. God made children.  
Thank You, God. Thank You, God.  
God made little children.  
God made bigger children.  
Thank You, God. Thank You, God.

Sing  
Together

### Playing Together

If your young child has an older sibling, encourage them to play together. Ask them to stand back-to-back. Compare their heights. Say, "God made little children. God made little children able to grow. Little children become bigger children."

Things  
to Do  
Together

### I'm Growing Up

If you've been recording your child's height on a chart, look at the chart with your child. Talk about how he is growing bigger. If you have other children, look at their height marks also. Point to the marks, and talk about how God made little children able to grow and how little children become bigger children.


# Family Together Time

for families of Toddlers & 2s

## God Made Families

Genesis 1:27; 2:7, 18-22

Lesson 12



Read  
Together

Here is a family. Here is a daddy, a mommy, a grandmother, and a girl. Can you point to the daddy? Can you point to the mommy? God made families.



Art by Kathryn Marlin

### Bible Words

**"God made people"**  
(based on Isaiah 45:12).

(Sing to the tune of "London Bridge")

God made people.  
Yes, He did. Yes, He did.  
Yes, He did.  
God made people.  
Yes, He did.  
Thank You, God.

I love my family. (*cross hands over heart*)  
They love me too. (*point to self*)  
God made my family. (*point upward*)  
God loves us too. (*cross hands over heart*)

Rhyme  
Together

Things  
to Do  
Together

### Family Fun

Choose an activity your child likes and do it together as a family. It may be taking a walk around the neighborhood or playing a game together. At the end of the activity, have a prayer time. Thank God for making families, and thank God for each member of your family.

### Working Together

Get the family involved in a project. Make sure there is something for each family member to do. Talk about the importance of family members working together. When finished with the project, enjoy a treat. Remember to thank God for making families.




# Family Together Time

for families of Toddlers & 2s

## God Made People to Help Us

Genesis 1:27; 2:7, 18-22

Lesson 13



Read  
Together

Here is a doctor. A doctor can help us feel better when we are sick. God made people to help us. Thank You, God.



Art by Kathryn Marlin

### Bible Words

#### "God made people"

(based on Isaiah 45:12).

Say the Bible Words and ask, "Can you point to yourself? Can you point to me?" Clap hands when done and say, "Yay, God made people!"

Mail carriers bring us letters.

(hold a letter)

Doctors can help us feel better.

(hand on forehead)

God made people, you see. (hand over eyes)

God made helpers for you and me.

(point to another and self)

Rhyme  
Together

### Sending a Letter

Let your child color or draw a picture to send to a friend or family member. Get the picture ready for mailing. Walk with your child to the mailbox and help him put the envelope inside the box. Tell your child what the mail carrier will do with the envelope. Remind your child that God made people such as mail carriers to help us.

Things  
to Do  
Together

### Doctor's Office

Using a toy doctor kit, pretend to visit the doctor with your child. As you take turns being the patient and the doctor, talk about how doctors and nurses help us feel better. Remind your child that God made people such as doctors and nurses to help us.